

HELLPER

Value in Every Solution.



TOYOTA CATALOG

www.hellperglobal.com

| OEM | TYPE | PICTURE | CAR MODEL | YEAR | Remark |
|--|------------|---|---|-----------------------------|-------------------------------------|
| 43340-19015 43340-19016 | Ball Joint |  | COROLLA Liftback E9 COROLLA AE90 | 1987-1992 | SB-2802L K9525 104110 |
| 43330-19065 | Ball Joint |  | COROLLA Liftback E9 | 1987/07- 1992/06 | SB-2802R |
| | | | COROLLA Compact E9 | 1987/08- 1992/04 | K9523 |
| | | | COROLLA AE90 | 1987/07- 1992/06 | 104111 |
| | | | COROLLA Station Wagon E9 | 1987/12- 1992/12 | |
| 43330-19066 43330-29145 43330-29185 43330-29146 | Ball Joint |  | COROLLA Station Wagon E9 | 1987-1992 | SB-2642 K9387 |
| 43330-19085 | Ball Joint |  | PASEO Coupe EL54 PASEO Convertible EL54 STARLET P8 STARLET EP91 | 1980- | SB-2942R K9741 |
| 43340-19025 | |  | | | SB-2942L K9740 |
| 43330-19095 43330-02020 43330-29265 43330-29315 43330-29375 43330-02040 43330-09030 43330-09130 | Ball Joint |  | AVENSIS Liftback T22 CARINA E T19 CELICA T20 COROLLA E10 PICNIC XM10 COROLLA AE100 | 1992-2003 | SB-2962 K9756 K9742 104229 |
| 43330-09360 | Ball Joint |  | TOYOTA AVENSIS ADT25 AZT25 CDT250 ZZT25 TOYOTA COROLLA VERSO AUR10 CUR10 ZNR1 | 2004/03- | |
| 43330-29235 | Ball Joint |  | PREVIA TCR1 2 ESTIMA | 1990/05- 2000/08 | SB-3522 K9852 |
| 43330-09650 43330-09660 19184279 | Ball Joint |  | Corolla ZRE151 Pontiac Vibe | 2004-/ | K500174 19184279 |

| | | | | | |
|--|------------|---|---|-----------|-----------------------------|
| 43330-19115 43330-02097 43330-09090 43330-09230 43330-09070 43330-19185 43330-09200 43330-09220 43330-02070 T11-2909060 | Ball Joint |  | CELICA ZZT23 COROLLA Estate E12J E12T COROLLA E10 E11 PRIUS Saloon NHW11 RAV4 SXA1 RAV4 XA2 PRIUS Saloon NHW11 | 1992-2004 | SB-3642 K90309 |
| 43330-29125 43340-29105 43330-29155 43330-29295 43330-29515 43330-29535 | Ball Joint |  | HIACE H50 HIACE IV Box HIACE IV Wagon HIACE III Box H50 | 1989-2005 | SB-2482 CBT-21 |
| 43330-29136 43330-29135 43330-29205 | Ball Joint |  | COROLLA Liftback E8 CARINA II T15 COROLLA E8 COROLLA AE80 | 1983-2000 | SB-2542 K9342 |
| 43330-29137 43330-29138 43330-29139 | Ball Joint |  | CARINA II Saloon T15 COROLLA Liftback E8 COROLLA FX Compact E8B | 1983-2000 | K9342 |
| 43330-29145 43330-29185 43330-29146 | Ball Joint |  | CARINA II T17 CELICA ST16 | 1985-1986 | SB-2642 K9387 |
| 43330-29225 43330-29325 43330-29326 43330-49025 | Ball Joint |  | CELICA Coupe T18 RAV4 I SXA1 Cabrio SXA1 | 1989-2000 | SB-2972 K90687 CBT-41 |
| 43330-29245 43330-0B020 43330-29175 43330-29115 43340-29095 | Ball Joint |  | MODELL F Bus R2 31 LITEACE Box M2-V LITEACE Bus CM30G- KM30G LITEACE Bus R2-LG | 1979-1992 | SB-2502 K9533 |
| 43330-39235 43330-39225 43330-39155 43330-39145 43330-39105 43330-39095 43330-39065 43330-39055 43340-39215 43340-39205 43340-39135 43340-39125 43340-39095 43340-39085 43340-39045 43340-39035 | Ball Joint |  | TOYOTA CAMRY V2 TOYOTA CROWN Saloon S1 | 1986- | K9344 SB-2582 CBT-10 |

| | | | | | |
|--|------------|---|--|-----------|--|
| 43330-39195 | Ball Joint |  | HIACE II Wagon H20 4 RUNNER N130 HIACE II Wagon H20 | 1982-2005 | SB-2722 |
| | | | | | K9587 |
| 43350-39255 | | | | | |
| 43340-39175 | | | | | |
| 43330-39255 | | | | | |
| 43330-29215 | | | | | |
| 43330-29105 | | | | | |
| 43330-29255 | | | | | |
| 43340-39235 | | | | | |
| 43330-39245 43330-39295 43340-39225 43330-39445 2904340-D01 | Ball Joint |  | HILUX Pickup N TARO VOLKSWAGEN | 1982-2005 | SB-2832 K9645 |
| 43330-39265 43330-39315 43340-39245 43330-39835 43330-29105 3001150-F00 | Ball Joint |  | HILUX II Pickup N N130 4 RUNNER | 1982-2005 | SB-2852 K9519 CBT-42 |
| 43330-39285 43330-06020 43330-06021 43330-09140 43330-39435 43330-09051 | Ball Joint |  | CAMRY V20 CAMRY V1 CAMRY Station Wagon V10 LEXUS RX XU1 | 1991-2003 | K9499 SB-2932 104218 |
| 43330-39415 43330-39585 43330-39466 | Ball Joint |  | LAND CRUISER 90 J9 KZN185 TOYOTA LAND CRUISER PRADO 90 SURF185 | 1995- | K90262 SB-3802R SB-3804R SB-3562R |
| 43340-39325 43340-39465 43340-39356 | |  | | 1995- | K90263 SB-3802L SB-3562L SB-3804L |
| 43340-19066 | Ball Joint |  | CORONA | 1985- | |
| 43340-19095 94854914 | Ball Joint |  | CORONA | 1998- | K9742 |
| 43350-29045 43350-29055 43350-29056 43360-29065 43360-29075 43360-29076 | Ball Joint |  | HIACE Wagon H20 HIACE Box H20 HIACE YH50 | 1983-1990 | SB-2481 CBT-20 |

| | | | | | |
|--|------------|---|---|-----------|-----------------------------|
| 43350-29065 43350-29095 43350-29105 | Ball Joint |  | HIACE Wagon H50 HIACE I Box H50 DYNA 100 | 1989-1995 | SB-2871 CBT-34 |
| 43350-39035 43350-39075 43350-39115 2904130-D01 | Ball Joint |  | HILUX Pickup N T100 HILUX LN50 YN80 | 1982-2005 | SB-2471 K9343 |
| 43350-39095 | Ball Joint |  | COASTER BUS HZB40 | 1993-2003 | SB-3551 |
| 43310-09015 43310-0K010 43310-0K040 43310-09030 43310-09035 | Ball Joint |  | HILUX III Pickup HILUX VIGO FORTUNER KIJANG INNOVA | 2004- | SB-3881 K80811 CBT-63 |
| 43310-60050 43310-60010 43310-60020 43310-60030 43310-60040 43310-60070 43310-60060 43310-0C011 | Ball Joint |  | LAND CRUISER J12 4 RUNNER N130 4RUNNER N280 L/C UZJ200 LX570 LEXUS GX460 GX470 SEQUOIA UCK60 | 1987-2009 | SB-3841 |
| 43330-60040 43330-60050 48068-60050 48069-60050 48068-60040 48069-60040 | Ball Joint |  | TOYOTA FJ CRUISER GSJ15 TOYOTA FJ CRUISER GSJ10 TOYOTA LAND CRUISER PRADO 150 GRJ15 TRJ150 LEXUS GX460 URJ150 TOYOTA 4- RUNNER GRN28 TRN28 | 2009- | SB-T402 |
| 43340-60020 43340-60010 43330-60020 | Ball Joint |  | LAND CRUISER J12 GX470 FJ 4 RUNNER N130 兰德酷路泽 | 1987-2009 | SB-3812 |
| 43330-60010 48068-60010- BJ | Ball Joint |  | L/C PARDO GRJ120 LEXUS GX470 | 2002- | SB-3842 K500017 |
| 43330-29275 43330-59105 43330-29355 43330-29356 43330-29385 43330-29415 43330-59085 | Ball Joint |  | TOYOTA MARK GX90 PROGRES GX100 BREVIS JCG10 | 1992- | SB-3512R |
| 43340-29145 43340-29355 43340-29146 43340-29165 43340-29185 43340-59085 43340-29085 | |  | | SB-3512L | |

| | | | | | |
|---|------------|---|--|-------------------|--------------------------------|
| 43330-39506 43330-29285 43330-29365 43330-29366 43330-39505 | Ball Joint |  | MARK 4WD CRESTA CHASER JZX93 JZX105 GX105 | 1996- | SB-3742R SB-3744R CBT-65 |
| 43340-39396 43340-29135 43340-29155 43340-39395 43340-29156 | | | | 1996- | CBT-66 |
| 43330-59016 43330-59015 K90348 | Ball Joint |  | CELSIOR LEXUS LS400 UCF10 | 1989- | |
| 43340-59016 43340-59015 43340-59036 43340-59025 43340-59026 K90350 | | | | 1989- | |
| 43330-59115 43340-59115 | Ball Joint |  | Lexus LS430 | 2001- | |
| 43340-39505 | Ball Joint |  | Lexus IS250 IS350 Lexus GS460 GS350 GS450h | 2011- | K500124 |
| 43330-39625 | | | | 开发 | K500123 |
| 43330-39165 43340-39145 | Ball Joint |  | HILUX Pickup N | 1982-2005 | K9344 |
| 43330-29405 43330-09160 43330-29615 | Ball Joint |  | LEXUS RX MCU LEXUS RX XU1 TOYOTA CAMRY V30 TOYOTA PREVIA ACR3 LEXUS ES300 MCV30 | 1997- | K90347 CBT-57R |
| 43340-29175 43340-09010 43340-29215 43340-09180 | Ball Joint |  | | K90346 CBT-57L | |
| 43350-29036 | Ball Joint |  | LITEACE Box M2 V LITEACE Wagon M2 G | 1979/10 - | SB-2381 |
| 43360-29056 | | | | K9626 | |
| 43360-29055 | | | | CBT-29 | |
| 43350-29085 | | | | | |
| 43350-29035 | | | | | |
| 43350-29076 | | | | | |
| 43350-36010 1697269C92 | Ball Joint |  | LEXUS SC UZZ40 TOYOTA FB3 HB3 BB2 RB2 | 1982-2010 | SB-2491 |

| | | | | | |
|---|------------|---|---|-----------|------------------|
| 43350-39016 43350-39015 43350-39025 43360-39015 43360-39016 43350-39055 43350-39065 43360-39025 43360-39045 43360-39055 43360-39065 | Ball Joint |  | CROWN Saloon S1 HILUX II Pickup N 4 RUNNER N130 VOLKSWAGEN TARO | 1980-2005 | K9024 SB-2081 |
| 43350-39045 43360-39085 43360-39075 43350-39085 | Ball Joint |  | HILUX II Pickup N 4 RUNNER N130 | 1982-2005 | K9482 |
| 43350-39125 | Ball Joint |  | TOYOTA HILUX Pickup | 1982-2005 | |
| 43330-39275 43330-39135 43330-39345 | Ball Joint |  | CAMRY V1 V2 TOYOTA MR2 W1 W2 | 1983-2001 | K9325 |
| 43330-29395 SB-3772 | Ball Joint |  | TOWN ACE CR50 | 1996- | CBT-73 |
| 43330-19045 43330-19075 | Ball Joint |  | STARLET KP6 P7 P8 EP91 | 1984- | K9379 |
| 43330-09710 43330-09330 43330-09590 43330-39775 | Ball Joint |  | TOYOTA CAMRY ACV40 TOYOTA CAMRY ACV41 | 2006- | K500043 |
| 43330-39535 43330-39455 43330-39329 43330-39486 43330-39325 43330-39395 | Ball Joint |  | LEXUS GS JZS160 GS300 GS430 LEXUS SC | 1993- | K500101 |
| 43340-39415 43340-39345 43330-39259 43340-39305 | | | | | K500102 |
| 43350-22050 | Ball Joint |  | | | |

| | | | | | |
|--|------------|---|--|-----------|------------------------------|
| 43330-39375 | Ball Joint |  | T100 SR5 | 1994- | K500140 CBT-54 |
| 43330-09630 43330-49095 43330-19245 48068-12300 43330-09720 | Ball Joint |  | TOYOTA AURIS ZZE150 NZE151 TOYOTA SCION XB AZE150 TOYOTA AURIS NZE154/ZRE154 4WD TOYOTA MARK X ZIO ANA1GGA10 TOYOTA MARK X ZIO ANA15 4WD TOYOTA COROLLA RUMION NZE151 ZRE15 TOYOTA COROLLA RUMION ZRE154 4WD TOYOTA BLADE AZE154 4WD TOYOTA BLADE AZE156/GRE156 TOYOTA RUKUS AZE151 TOYOTA ZELAS AGT20 TOYOTA SCION TC AGT20 TOYOTA SCION TC AGT20 | | K500062 CBT-74 SB-T222 |
| 43310-29015 43307-20010/1 04435-20010/1 | Ball Joint |  | TOYOTA CORONA RT4 RT5 RT8 RT9 TOYOTA KIJANG TAMARAW KF10 TOYOTA (BUV) KF20 TOYOTA LITEACE KM1 | 1970- | SB-2041 CBT-1 |
| 43308-59065 43308-59035 43308-59095 43308-09010 43308-09070 43308-09080 43308-0H010 43308-19176 | Ball Joint |  | TOYOTA YARIS P1 TOYOTA YARIS VERSO NC/LP2 TOYOTA AYGO B10 TOYOTA YARIS P9 | | K90310 K500118 SB-3602 |
| 43340-39275 43340-39445 | Ball Joint |  | TOYOTA TACOMA VZN150/RZN140/RZN150 W/O PRERUNNER 2WD TACOMA LEXUS GS300 | 1995- | K90260 K90688 |
| 43330-39355 43330-39565 | | | | | K90261 K90686 |
| 43360-39095 | Ball Joint |  | HILUX Pickup N 4 RUNNER N130 | 1982-2005 | K90257 |
| 43350-39105 | | | | 1982-2005 | K90256 |
| 43340-59066 43340-59135 43340-59065 | Ball Joint |  | LEXUS IS GXE10 | 1999- | K500066 SB-3984R |
| 43330-59066 43330-59135 43330-59065 | | | | 1999- | K500067 |
| 43310-39055 | Ball Joint |  | TOYOTA MARK II CRESSIDA GX90 LX90 SX90 JZX9# | | |
| 43308-29115 43308-29015 | Ball Joint |  | CELICA TA60 RA40 RA6 | 1977-1987 | K9085 SB-2292 CBT-12 |

| | | | | | |
|---|------------|---|--|-----------|---------------------------|
| 43308-16010 43308-16020 | Ball Joint |  | TERCEL L1 L2 | 1979- | K9290 SB-2332 |
| 43330-29095 43330-29066 43330-29056 43330-29055 43330-29046 43330-29045 43340-29075 43340-29045 43340-29036 | Ball Joint |  | CORONA RX RT RT118 LITEACE Box M2 V | 1970-1986 | K9041 SB-2212 CBT-8 |
| 43330-29035 04436-20031 43308-20030 43340-29015 04436-20031 | Ball Joint |  | TOYOTA CORONA RT4# RT5 RT8# RT9# TOYOTA KIJANG TAMARAW KF10 TOYOTA (BUV) KF20 TOYOTA LITEACE KM1# | 1971- | K9017 CBT-2 SB-2042 |
| 43330-29575 | Ball Joint | | HIACE 4WD | 2004- | SB-T092 CBT-81 |
| 43330-39635 K500126 CBT-80 | Ball Joint |  | LEXUS GS300 GS350 | 2006- | K500126 |
| 43340-39485 43330-39605 SB-3862L SB-3862R | Ball Joint |  | TOYOTA SEQUOIA V8 4.7L 4663CC/285CID 2UZFE BASE MODEL | 2003- | K80385 |
| 43330-09580 43330-39775 43330-09330 43330-09590 | Ball Joint |  | CAMRY AVALON CAMRY ACV4 LEXUS ES240/350 ACV40/GSV40 | 2005- | CBT-82 |
| 43340-39545 43340-09040 43340-09110 43340-09100 | | | | | K500044 CBT-83 |
| 43330-59035 43330-59036 43330-59045 | Ball Joint |  | Lexus LS400 CELSIOR UCF20 | 1994- | CBT-78 |
| 43340-59035 43340-59036 43340-59045 | | | | | CBT-79 |
| 43360-29025 43360-39035 43350-29025 43350-39026 SB-2111 | Ball Joint |  | HIACE RH20 | 1967- | |
| 43310-39045 43310-39025 43310-29065 43310-59025 SB-3831 | Ball Joint |  | CRESSIDA GX90 | 1992- | CBT-84 SB-3831 |
| 43330-19025 | Ball Joint |  | MR 2 W1 W2 TERCEL AL2 | 1984-2000 | K9345 |

| | | | | | |
|---|------------|---|--|-----------|---------------------------------------|
| 43330-0N010 | Ball Joint |  | MARK GS300 430 IS350 GRS182 | 2005- | |
| 43340-0N010 | | | | | |
| 43308-12020 | Ball Joint |  | CHARMANT A10 | 1974- | SB-2142 CBT-5 |
| 43330-49165 43330-49125 43330-09780 | Ball Joint |  | VENZA AGV10 KLUGER GSU40 LEXUS RX270/350/450H GGL15 4WD | 1998- | K500187 SB-T432R CBT-85 |
| 43340-49035 43340-49015 43340-09140 | | | | | K500188 SB-T432L CBT-86 |
| 43330-29165 43330-29166 | Ball Joint |  | YOWN ACE YR30 | 1988- | SB-3702R CBT-61 |
| 43340-29115 43340-29116 | | | | | SB-3702L CBT-62 |
| 43360-29035 43360-29045 43360-29015 43350-29015 | Ball Joint |  | CORONA RX RT RT118 | 1970-1981 | SB-2211 CBT-7 |
| 43330-09080 43330-0A010 43330-0A011 | Ball Joint |  | CAR NAME SOLUNA AL50 | 1996- | |
| 43330-09190 43330-49055 43330-29425 43330-09680 43330-09360 43330-09210 43330-09670 | Ball Joint |  | TOYOTA AVENSIS T25 TOYOTA PRIUS 普锐斯 | 2003- | K500040 K80595 CBT-60 CBT-67 |
| 43330-09295 43330-09510 43330-09490 43330-09285 43330-09252 | Ball Joint |  | TOYOTA HILUX Pickup VIGO FORTUNER KIJANG INNOVA | 2005- | SB-3882 CBT-64 |
| 43330-29565 43330-29560 | Ball Joint |  | TOYOTA HIACE Box KDH200 TRH214 | 1995- | SB-3972 CBT-68 |
| 43340-39075 43330-39045 | Ball Joint |  | TOYOTA HIACE H10 HIACE TRUCK KIJANG TAMARAW | 1972-1984 | K9047 SB-2202 CBT-6 |
| 43308-19035 43308-12030 | Ball Joint |  | CARINA TA1 CELICA TA2 COROLLA E7 KE TT RT RT118 DAIHATSU CHARADE G11 G30 A | 1975-1987 | CBT-9 SB-2162 K9083 |

| | | | | | |
|--|-------------|---|--|-----------|------------------------------|
| 43330-39367 43330-39366 43330-39556 43330-39815 | Ball Joint |  | TOYOTA TACOMA VZN150/RZN140/RZN150 (W/PRERUNNER) | 1995- | K90259 |
| 43340-39287 43340-39286 43340-39436 43340-39585 | | | TOYOTA TACOMA VZN170/VZN171/RZN160/RZN161 | | K90258 |
| 43330-19056 | Ball Joint |  | Toyota Supra | 1986- | K9521 104109 |
| 43308-59035 43308-59065 43308-59095 43308-09010 43308-09070 43308-09080 43308-0H010 43308-19176 | Ball Joint |  | YARIS P1 LP2 P9 B10 FUN CARGO PLATZ ECHO VIOS AYGO BELTA 威驰/威姿 | 1999- | SB-3602 K500118 K90310 |
| 43310-39016 43310-34030 43310-35061 43310-35071 43310-35081 43310-34030 43310-39065 43310-39085 | Ball Joint |  | LAND CRUISER 90 J9 4 RUNNER N130 KZN185 TUNDRA TACOMA | 1987-2000 | SB-3561 CBT-48 K90255 |
| 43330-29405 43330-09160 43330-29615 43330-09560 | Ball Joint |  | CAMRY V30 PREVIA ACR3 LEXUS RX MCU LEXUS RX XU1 | 1997- | CBT-57R |
| 43340-29175 43340-09010 43340-29215 | Ball Joint |  | CAMRY V30 PREVIA ACR3 LEXUS RX MCU LEXUS RX XU1 | 1997- | CBT-57L |
| 43310-29065 43310-59025 43310-39025 43310-39045 | Ball Joint |  | TOYOTA Land Cruiser TOYOTA MARK | | SB-3831 CBT-84 |
| 43308-29255 | |  | TOYOTA NOAH AZR60 AZR65 TOYOTA VOXY ZRR7# | 2001- | SB-T112 |
| 45046-69135 45046-69126 45047-69085 | Tie Rod End |  | LAND CRUISER J7 | 1984- | SE-2951R CET-87 ES3549 |
| 45046-09251 45046-09250 45046-09261 45046-09260 | Tie Rod End |  | TOYOTA HILUX Pickup HILUX VIGO KIJANG INNOVA | 2004- | SE-3881 CET-146 |

| | | | | | |
|---|-------------|---|---|-----------|--|
| 45046-09281 45046-09280 45046-09310 | Tie Rod End |  | TOYOTA HILUX Pickup HILUX VIGO 4WD FORTUNER FORTUNER WAGON 4WD | 2004- | CET-147 SE-3891 |
| 45046-29135 | Tie Rod End |  | Toyota Corolla MR2 | 1984- | ES2270 CET-25 SE-2541 |
| 45046-19175 45046-29305 45046-8Y001 45046-09090 45046-29265 45046-09011 94843587 94847293 94854303 94856276 26055104 45046-09030 94843581 | Tie Rod End |  | CAMRY VISTA CORONA CARINA CELICA VITZ RAV4 ECHO WISHSCION XA TERCEL LEXUS ES F1 F2 CHEVROLET NOVA Prizm | 1979-2001 | ES2382 SE-2651 ES2382 CET-59 CET-80 |
| 45406-19045 45406-19025 45406-19015 45406-19075 45406-19065 45406-19055 45406-19016 45406-19048 | Tie Rod End |  | CORONA KE30 E7 DAIHATSU CHARMANT A | 1970- | CET-24 ES477R SE-2161 |
| 45460-19215 45460-19105 45046-19105 45460-19125 | Tie Rod End |  | COROLLA AE86 | 1978- | SS-2320 CET-22 SS-2340 ES2243R |
| 45046-29075 45046-19135 45046-19095 45046-19085 45046-19075 45046-19065 45046-19015 45046-29155 45046-19145 | Tie Rod End |  | CHARMANT A10 A40 DAIHATSU CHARMANT A | 1974- | CET-23 SE-2161 SE-2141 CET-64 ES476L |
| 45046-29215 | Tie Rod End |  | HIACE VAN WAGON H50 | 1989-2006 | SE-2871 CET-70 |
| 45046-29325 45046-29385 45046-29375 | Tie Rod End |  | HIACE REGIUS HIACE | 1989-1995 | CET-114 SE-3681 |
| 45046-39085 | Tie Rod End |  | HILUX RN20 | 1972- | CET-15R SE-2201R |
| 45047-39055 | | | | | CET-15L SE-2201L |
| 45044-29035 | Tie Rod End |  | HIACE PH10 | 1971- | CET-13R SE-2113R |
| 45045-29035 45046-29105 | | | | | SE-2113L CET-13L |

| | | | | | |
|---|-------------|---|--|-----------|---------------------------------|
| 45406-29016 45406-29015 SE-2092 | Tie Rod End |  | MARK RT60 | 1968- | ES479R |
| 45406-39065 | Tie Rod End |  | HILUX RN20 IN | 1972- | CET-16 SE-2202 ES2093R |
| 45046-49095 45046-49025 | Tie Rod End |  | RAV4 XA2 | 2001- | ES3654 CET-115 SE-3921R |
| 45047-49025 45047-49025 | | | | | ES3655 CET-116 |
| 45460-39615 45460-09010 45460-29425 45460-09070 | Tie Rod End |  | CAMRY V30 PREVIA ACR3 | 2000- | ES3600 SE-3751R CET-117R |
| 45470-39215 45470-09010 45470-29185 45470-09050 | | | | | ES3601 |
| 45460-59035 45460-39575 | Tie Rod End |  | LEXUS IS GXE10 ALTEZZA BREVIS VEROSSA CROWN MAJESTA MARK | 1999- | ES800310 CET-151 SE-3981R |
| 45470-39205 45470-59035 | | | | | ES800309 CET-152 |
| 45046-29456 | Tie Rod End |  | HIACE KDH200 TRH200 | 2004- | CET-150 SE-3971 |
| 45406-19075 45406-19065 45406-19055 45406-19016 | Tie Rod End |  | CARINA TA4L TA6 CELICA TA60 RA40 RA6 LITEACE M2V | 1973- | CET-24 ES2046R |
| 45046-39165 45046-39175 45046-39375 45046-39125 45046-39106 45046-39105 45046-29125 45046-29115 45046-39235 45046-39215 45046-39385 | Tie Rod End |  | VOLKSWAGEN TARO TOYOTA 4 RUNNER N130 HILUX Pickup N HIACE Box H20 Toyota T100 | 1978- | ES2508 ES2376 CET-26 |
| 45046-39185 45046-39225 45046-39135 45047-39115 | Tie Rod End |  | LAND CRUISER J6 DYNA Flatbed | 1997-1984 | SE-2561R CET-63R |
| 45406-29095 45406-29085 45406-29035 | Tie Rod End |  | HIACE H10 | 1979- | CET-14 |
| 45046-29405 | Tie Rod End |  | DYNA 150 KDY270 LY270 | 2001- | |

| | | | | | |
|---|-------------|---|--|-----------|--|
| 45465-35040 ES2004S | Tie Rod End |  | TOYOTA HILUX II Pickup N TOYOTA LAND CRUISER 90 J9 | 1995- | |
| 45046-06080 | Tie Rod End | | TOYOTA CAMRY XV3 | 2001- | CET-74 |
| 45406-29135 | Tie Rod End |  | TOYOTA MODELL F Bus R2 31 TOWNACE KR60 | 1982- | CET-60 SE-2502 |
| 45046-29416 45047-29146 | Tie Rod End |  | DYNA 150 LY225 235 | 2001- | SE-T311R CET-156 |
| 45046-39415 45046-39416 | Tie Rod End |  | DYNA N04C XZU300 427 BZU300 340 TOYOTA DYNA 400 XZU301 | 1999- | SE-T231R |
| 45047-39256 45047-39255 | | | | 2007- | SE-T231L |
| 45464-30060 45463-30130 45463-39015 | | | | | |
| 45046-09340 45046-69245 | Tie Rod End |  | TOYOTA TACOMA BASE MODEL TOYOTA TACOMA X-RUNNER | 2005- | ES80895 CET-148 SE-T401 |
| 45046-49145 45047-49075 | Tie Rod End |  | TOYOTA PRIUS Hatchback 普锐斯 M14X1.5 | 2003- | ES80303 ES80302 CET-160 CET-161 |
| 45460-39715 45470-39255 | Tie Rod End |  | LEXUS GS300 GS350 GS430 GS460 IS250 IS350 | 2006- | ES800406 ES800405 CET-162 CET-163 |
| 45046-09295 381764 | Tie Rod End |  | TOYOTA AYGO B10 PEUGEOT 107 CITROEN C1 PM PN | 2005- | CET-164 |
| 45047-09125 381763 | |  | | 2005- | CET-165 |
| 45047-39115 45046-39135 | Tie Rod End |  | LAND CRUISER J6 DYNA Flatbed YU70V YU80 | 1980-1992 | |
| 45045-29035 45046-29105 | Tie Rod End |  | STOUT HIACE | 1971- | |
| 45046-39256 45046-39255 | Tie Rod End |  | HILUX II Pickup N RN105 LN105 LN106 YN106 | 1982-2005 | SE-2841 CET-72 |
| 45046-29205 45046-29145 45046-29555 | Tie Rod End |  | MARK SX70 GX81 YX80 | 1993- | SE-2671 CET-65 ES2268R ES2988 |

| | | | | | | |
|---|-------------|---|--|---------|-------|---------------------------------|
| 45046-29425 45046-0F010 45046-09430 | Tie Rod End |  | AVENSIS AZT250 VERSO AUR10 | COROLLA | 2003- | CET-149 |
| 45406-39145 45406-39105 | Tie Rod End |  | CROWN YS130 | | 1987- | CET-69 CET-40 SE-2812 |
| 45046-39195 | Tie Rod End |  | CROWN YS130 | | 1987- | CET-68 SE-2811 |
| 45046-19165 | Tie Rod End |  | STARLET EP70 | | 1984- | CET-66 SE-2701 |
| 45046-69195 | Tie Rod End |  | LAND CRUISER LX470 | LEXUS | 1998- | ES800449 SE-3811R CET-119 |
| 45047-69100 | | | | | | ES800450 SE-3811L CET-120 |
| 45460-39635 45460-39615 45460-09050 45460-09110 45460-09140 | Tie Rod End |  | CAMRY LEXUS ES240/350 ACV40/GSV40 | SOLARA | 2006- | ES3600 ES80602 |
| 45470-39225 45470-39215 45470-09040 45470-09080 45470-09090 | | | | | 凯美瑞06 | ES3601 ES80603 |
| 45460-29435 45460-09060 45460-49075 | Tie Rod End |  | HARRIER KLUGER HIGHLANDER LEXUS RX330 350 400 | | 2001- | ES80944 |
| 45460-09040 45460-59115 45460-59055 | Tie Rod End |  | SIENNA MCL2 | | 2004- | ES80626 CET-124R SE-3991R |
| 45470-09030 45470-59135 45470-59055 | | | | | | ES80627 CET-124L SE-3991L |
| 45046-29195 45046-39265 | Tie Rod End |  | Toyota T100 | | 1993- | ES2987 ES3383 |
| 45046-49085 | Tie Rod End |  | CELICA ZZT230 | | 1999- | CET-126R |
| 45047-49015 | | | | | | ES3567 CET-126L |
| 45460-59015 | Tie Rod End |  | LEXUS GS350 450 400 CELSIOR | | 1989- | ES80584 CET-127R SE-3761R |
| 45470-59015 | | | | | | ES80585 CET-127L SE-3761R |

| | | | | | |
|--|-------------|---|--|-----------|----------------------|
| 45046-39465 | Tie Rod End |  | TUNDRA SEQUOIA | 2000- | ES3564 |
| 45047-39295 | | | | | ES3565 |
| 45460-49025 45460-59025 45460-39395 45460-39455 | Tie Rod End |  | JZX93 JZS147 GS300 LS400 | 1993- | ES80290 CET-130 |
| 45470-49015 45470-59025 45470-39165 45470-39145 | | | | | ES80291 CET-131 |
| 45460-39365 45460-39455 45460-39395 | Tie Rod End |  | CRESTA 4WD ARISTO | 1992- | ES80602 |
| 45470-39145 45470-39165 45470-39125 | | | | | ES800587 |
| 45460-29295 | Tie Rod End |  | TOWNACE YM60 | 1986- | |
| 45046-69065 45046-69145 | Tie Rod End |  | LAND CRUISER HZJ7X PZJ7X FJ75 | 1990- | SE-2752 |
| 45046-69127 | Tie Rod End |  | KZJ70 | 1990- | SE-2751 |
| 45044-69097 SE-2953L | Tie Rod End |  | FJ80 FZJ80 | 1990- | |
| 45046-69205 | Tie Rod End |  | FDJ101 FZJ100 | 2003- | ES800451 |
| 45047-69115 | | | | | ES800452 |
| 45046-49195 | Tie Rod End |  | RAV4 ACA30 ANF10 LEXUS HS250H | 2006- | ES800053 |
| 45047-49135 | | | | | ES800054 SE-T221L |
| 45046-09210 | Tie Rod End |  | TUNDRA SEQUOIA | 2003- | ES80381 |
| 45047-09090 | | | | | ES80382 |
| 45406-29056 45406-29065 45406-29055 | Tie Rod End |  | TOYOTA CORONA RX RT | 1975- | CET-19R |
| 45407-29015 45407-29016 | Tie Rod End |  | TOYOTA CORONA RX RT | 1975- | |
| 45046-39505 | Tie Rod End |  | LAND CRUISER J12 GX470 UZJ120 LEXUS | 2002-2005 | ES80378 |

| | | | | | |
|---|-------------|---|--|-----------|------------------------------|
| 45046-59115 45046-29255 45046-09190 45046-09230 45046-09540 45046-09020 | Tie Rod End |  | CAMRY V1 V10 V20 COROLLA Verso ZER ZZE LEXUS RX MCU LEXUS RX XU1 | 1991-2006 | ES3306 CET-83 ES800308 |
| 45406-39115 45406-39125 45406-39095 45406-39086 45406-39085 45406-39155 45406-29115 | Tie Rod End |  | HILUX Pickup N H20 KIJANG TAMARAW BUW VOLKSWAGEN TARO | 1982-2005 | CET-27 |
| 45460-29225 45460-29205 45460-19165 SS-2410 | Tie Rod End |  | MARK RX60 | 1980- | ES2242R CET-30 CET-35 |
| 45460-19155 SS-2411 | Tie Rod End |  | CORONA AT140 | 1982- | CET-31 |
| 45460-19205 45460-19195 45460-19185 SS-2521R | Tie Rod End |  | TERCEL SPRINTER CARIB 4WD | 1987- | CET-62R CET-61R |
| 45470-19055 45470-19045 45470-19035 | |  | | 1987- | CET-62L CET-61L |
| 45460-29145RX 45046-29145* 45503-29035* | Tie Rod End |  | MARK SX70 | 1984- | |
| 45040-69105X SE-2750LX | Tie Rod End |  | LAND CRUISER FJ75 HZJ7# PZJ7# KZJ7#... LHD pcs Kit » | 1990- | CEFJ-90NL |
| 45046-69155L 45046-69075L 45046-69116L 45046-69115L | Tie Rod End |  | LAND CRUISER J6 J7 | 1980- | SE-2753 CET-47 |
| 45047-69085 45047-69066 45047-69067 | Tie Rod End |  | LAND CRUISER 80 J8 LAND CRUISER J6 J7 | 1980-1998 | |
| 45045-69046 L 45045-69075 L 45045-69025 L 45045-69035 L 45045-69045 L | Tie Rod End |  | LAND CRUISER 80 J8 LAND CRUISER J6 J7 | 1980-1998 | SE-2634 CET-46 |
| 45044-69086 R 45044-69085 R 45044-69145 R | Tie Rod End |  | LAND CRUISER 80 J8 LAND CRUISER J6 J7 | 1980-1998 | SE-2736 CET-54 |

| | | | | | |
|---|-------------|---|---|-------|------------------------------|
| 45040-69095X | Tie Rod End |  | LAND CRUISER J7 FJ80 HDJ81 HZJ81 RJ79 «LHD» | 1984- | |
| 45046-69135 R 45046-69126 | Tie Rod End |  | LAND CRUISER J7 FJ80 HDJ81 HZJ81 RJ79 | 1984- | |
| 45047-69085 L 45047-69066 45047-69067 | Tie Rod End |  | LAND CRUISER J7 FJ80 HDJ81 HZJ81 RJ79 | 1984- | |
| 45045-69065 | Tie Rod End |  | LAND CRUISER J7 FJ80 HDJ81 HZJ81 RJ79 | 1984- | CET-77 |
| 45046-29165 | Tie Rod End |  | TOYOTA CARINA T17 | 1987- | SE-2821R CET-88 |
| 45047-29045 | |  | | 1987- | SE-2821L CET-89 |
| 45460-39165 | Tie Rod End |  | TOYOTA CAMRY V1 | 1983- | CET-82 SS-2450 ES2241R |
| 45044-69115 45044-69095 45044-60H04 | Tie Rod End |  | TOYOTA LAND CRUISER J7 | 1990- | CET-78 |
| 45044-69125 L 45044-69105 45044-60H05 | Tie Rod End |  | LAND CRUISER J7 FJ80 HDJ81 HZJ81 RJ79 | 1984- | CET-79 |
| 45040-69090X | Tie Rod End |  | FJ80 HDJ81 FZJ80 FZJ81 «RHD» | 1990- | |
| 45040-69085X | Tie Rod End |  | LAND CRUISER R70 LJ70 LJ71 «LHD» | 1990- | SE-2740L CEFJ-84NL |
| 45044-69125 L 45044-69105 45044-60H05 | Tie Rod End |  | LAND CRUISER R70 LJ70 LJ71 | 1990- | |
| 45045-69055 | Tie Rod End |  | LAND CRUISER R70 LJ70 LJ71 | 1990- | CET-51 |
| 45047-69065 45047-69035 45047-60H01 | Tie Rod End |  | LAND CRUISER R70 LJ70 LJ71 | 1990- | SE-2631 CET-48 |

| | | | | | |
|---|-------------|---|----------------------------------|-------|-----------------------|
| 45046-69125 | Tie Rod End |  | TOYOTA LAND CRUISER J7 | 1984- | CET-56 |
| 45040-69080X | Tie Rod End |  | LAND CRUISER R70 LJ70 LJ71 《RHD》 | 1984- | SE-2740R CEFJ-84NR |
| 45044-69095 45044-69096 | Tie Rod End |  | LAND CRUISER R70 LJ70 LJ71 | 1984- | CET-78 |
| 45040-69075X SE-2730LX CEFJ-84L | Tie Rod End |  | LAND CRUISER BJ7 FJ7 HJ75 《LHD》 | 1984- | |
| 45044-69085 45044-69086 45044-69145 | Tie Rod End |  | LAND CRUISER BJ7 FJ7 HJ75 | | SE-2736 CET-54 |
| 45045-69045 45045-69035 45045-69025 45045-69046 45045-69075 | Tie Rod End |  | LAND CRUISER BJ7 FJ7 HJ75 | | CET-46 SE-2634 |
| 45047-69065 45047-69035 45047-60H01 | Tie Rod End |  | LAND CRUISER BJ7 FJ7 HJ75 | | |
| 45046-69115 45046-69116 45046-69075 45046-69155 | Tie Rod End |  | LAND CRUISER BJ7 FJ7 HJ75 | | SE-2753 CET-47 |
| 45040-69070X SE-2730RX CEFJ-84R | Tie Rod End |  | LAND CRUISER BJ7 FJ7 HJ75 《RHD》 | 1984- | |
| 45044-69075 45044-69076 45044-69135 | Tie Rod End |  | | | SE-2735 CET-53 |
| 45046-69105 SE-2632 | Tie Rod End |  | | | SE-2632 CET-50 |
| 45040-69065X | Tie Rod End |  | LAND CRUISER BJ6 FJ6 HJ6 《LHD》 | 1980- | CEFJ-80L SE-2630LX |
















| | | | | | |
|---|-------------|---|--------------------------|-------|--------------------|
| 45044-69035 45044-60H00 45044-69055 45044-69025 | Tie Rod End |  | LAND CRUISER BJ6 FJ6 HJ6 | | SE-2636 CET-45 |
| 45045-69035 45045-69045 45045-69025 45045-69046 45045-69075 | Tie Rod End |  | LAND CRUISER BJ6 FJ6 HJ6 | | SE-2754 CET-46 |
| 45046-69115 45046-69116 45046-69075 45046-69155 | Tie Rod End |  | LAND CRUISER BJ6 FJ6 HJ6 | | SE-2633 CET-47 |
| 45047-69065 45047-69035 45047-60H01 | Tie Rod End |  | LAND CRUISER BJ6 FJ6 HJ6 | | CET-48 |
| 45040-69060X CEFJ-80R SE-2630RX | Tie Rod End |  | Land Cruiser BJ60 | 1985- | |
| 45044-69045 45044-69065 45044-69015 45044-60H01 | Tie Rod End |  | Land Cruiser BJ60 | | SE-2635 CET-49 |
| 45046-69105 | Tie Rod End |  | Land Cruiser BJ60 | | CET-50 |
| 45040-69055X CEFJ-69L | Tie Rod End |  | LAND CRUISER FJ5 | 1969- | |
| 45046-69035 45046-60042 45046-60040 45046-60H00 | Tie Rod End |  | TOYOTA LAND CRUISER J4 | | SE-2614 CET-9 |
| 45045-69015 45045-60013 45045-60010 45045-60011 45045-60012 | Tie Rod End |  | | | CET-11 |
| 45046-69025 45046-60033 45046-60030 45046-60031 45046-60032 45046-60H03 | Tie Rod End |  | | | SE-2612 CET-17R |
| 45046-69055 45046-60081 45046-60023 45046-60021 45046-60020 45046-60022 45046-60060 45046-60061 45046-60062 | Tie Rod End |  | | | CET-21L |

| | | | | | |
|---|-------------|---|--|-----------|------------------------|
| 45040-69050X | Tie Rod End |  | LAND CRUISER FJ5 | 1969- | |
| 45040-69045X CEFJ-69NL SE-2610LX | Tie Rod End |  | LAND CRUISER FJ4 BJ4 | 1964- | |
| 45046-69035 45046-60042 45046-60040 45046-60H00 | Tie Rod End |  | LAND CRUISER FJ4 BJ4 | | |
| 45045-69015 45045-60010 45045-60013 45045-60011 45045-60012 45045-60H00 | Tie Rod End |  | TOYOTA LAND CRUISER J4 | 1969- | SE-2611 CET-11 |
| 45047-69025 45047-60013 45047-60010 45047-60011 45047-60012 45047-60H00 | Tie Rod End |  | LAND CRUISER Pickup J4 | 1969- | SE-2613 CET-17L |
| 45046-60081 45046-69055 45046-60023 45046-60021 45046-60020 45046-60022 45046-60060 45046-60061 45046-60062 | Tie Rod End |  | LAND CRUISER J4 J5 | 1964-1984 | SE-2618 CET-21L |
| 45040-69040X CEFJ-69NR SE-2610RX | Tie Rod End |  | LAND CRUISER FJ4 BJ4 | 1964- | |
| 45046-69045 45046-60071 45046-60013 45046-60011 45046-60010 45046-60012 45046-60051 45046-60050 45046-60052 | Tie Rod End |  | LAND CRUISER J4 | 1969- | SE-2617 CET-21R |
| 45040-69100X CEFJ-90NR SE-2750RX | Tie Rod End |  | LAND CRUISER HZJ7 PZJ7 FJ75 Toyota Land Cruiser | 1995- | SE-2750RX CEFJ-90NR |
| 45047-69085 45047-69066 45047-69067 | Tie Rod End |  | LAND CRUISER 80 J8 | 1990- | SE-2951L |

| | | | | | |
|---|-------------|---|----------------------------|-------------------------|---------------------------------------|
| 45045-69046 45045-69076 45045-69075 | Tie Rod End |  | TOYOTA LAND CRUISER J6 | 1980- | |
| 45046-69145 45046-69065 | Tie Rod End |  | | | SE-2752 CET-137 |
| 45044-69076 45044-69135 45044-69075 CET-53 SE- | Tie Rod End |  | | | |
| 45045-69046 45045-69045 45045-69035 45045-69025 45045-69075 | Tie Rod End |  | | | SE-2754 CET-46 |
| 45040-69102X CEFJ-99R SE-2752RX | Tie Rod End |  | | 1990- | |
| 45046-69135 45046-69126 | Tie Rod End |  | | | |
| 45047-69085 45047-69066 45047-69067 | Tie Rod End |  | LAND CRUISER HZJ7 | | SE-2951L CET-86 |
| 45044-69135 45044-69076 45044-69075 SE-2755 | Tie Rod End |  | | | |
| 45045-69075 45045-69046 45045-69025 45045-69035 45045-69045 | Tie Rod End |  | | | |
| 45040-69101X | Tie Rod End | | | | |
| 45040-69105 | Tie Rod End |  | LAND CRUISER FJ75 | | |
| 45046-19206 45046-19205 45046-19216 | Tie Rod End |  | PASEO EL54 STARLET EP91 | STARLET P7 P8 MR2 W3 | 1995- ES3353RL CET-84 |
| 45046-39275 | Tie Rod End |  | COASTER BB40 HDB50 | | 1993- CET-96 SE-3551 SE-2491 |
| 45046-29235 | Tie Rod End |  | MPV TCR1 2 ESTIMA PREVIA | 1990- | CET-94 |
| 45047-29065 | | | | M14 X 1.5 | CET-95 |

| | | | | | |
|--|-------------|---|---|-----------|------------------------------|
| 45046-29186 45046-29185 | Tie Rod End |  | KIJANG KF40 LITEACE CM30 TOYOTA MODELL F Bus R2 31 | 1991- | SE-2921 CET-93 ES2986 |
| 45046-29285 | Tie Rod End |  | TOYOTA LAND CRUISER 80 J8 | 1992- | SE-3511 CET-92 |
| 45046-29275 45046-29335 | Tie Rod End |  | CARINA E T19 PICNIC XM10 | 1992-2002 | CET-90 |
| 45047-29075 45047-29105 | |  | | | CET-91 |
| 45047-02070 45047-02030 45047-09080 | Tie Rod End |  | COROLLA E11 E12U E12J | 1997- | ES80432 |
| 45046-02070 45046-09200 | |  | | | 1997- |
| 45047-35050 45047-35H00 | Tie Rod End |  | HILUX Pickup N VOLKSWAGEN TARO | 1989-2005 | CET-58 |
| 45047-39156 45047-39155 | Tie Rod End |  | HILUX Pickup N | 1982-2005 | SE-2842 CET-73 |
| 45046-35H00 45046-35080 | Tie Rod End |  | TOYOTA HILUX VOLKSWAGEN TARO | 1982- | CET-57 |
| 45406-29075 | Tie Rod End |  | TOYOTA CRESSIDA | 1997- | CET-44 |
| 45406-39075 45406-39055 45406-39056 SE-2232 | Tie Rod End |  | TOYOTA CROWN MS100 TOYOTA CROWN Station Wagon S1 | 1980- | SE-2232 |
| 45047-39165 45047-39095 | Tie Rod End |  | COASTER | 1993- | SE-3552 SE-2492 CET-42 |
| 45047-39075 45047-39076 | Tie Rod End |  | HILUX 4WD RN36 RN37 TOYOTA HILUX 4WD | 1979- | SE-2402 CET-28 |
| 45046-29055 45046-29056 45046-39155 | Tie Rod End |  | MARK RX10 CROWN TOYOTA CROWN Saloon S1 | 1972- | SE-2191 SE-2581 CET-39 |
| 45460-19145 | Tie Rod End |  | STARLET KP61 KP62 TOYOTA STARLET KP6 | 1980- | SS-2351 CET-37 |

| | | | | | |
|---|-------------|---|--|-----------|---|
| 45406-29105 45460-29195* 45046-19135* | Tie Rod End |  | MARK RX60 TOYOTA CRESSIDA Saloon X6 TOYOTA CRESSIDA Station Wagon X6K MX62 | 1980- | SE-2392 CET-33 ES2371 |
| 45406-29145 45406-29175 | Tie Rod End |  | HIACE Box Wagon H20 | 1983-1993 | SE-2482 CET-32 |
| 45406-39135 45406-39165 45406-39175 45406-39185 | Tie Rod End |  | HILUX Pickup N T100 VOLKSWAGEN TARO | 1989-2005 | ES3192 SE-2852 SE-3632 SE-2722 CET-75 ES3003RL |
| 45046-59026 45046-59025 45046-59045 45046-09120 45046-59195 | Tie Rod End |  | YARIS P1 YARIS VERSO NC/LP2 | 1999- | ES3555 CET-99 |
| 45047-59026 45047-59025 45047-59035 45047-09040 45047-59135 | | | YARIS P9 | 2005- | ES3556 ES800311 CET-98 |
| 45046-29085 45046-29086 45046-36010 45046-39035 45046-39037 45046-39095 | Tie Rod End |  | COASTER DYNA BU30 | 1972- | CET-3R |
| 45047-39065 45047-39027 45047-39025 45047-29035 45047-29036 | |  | | CET-3L | |
| 88972118 45046-09190 | Tie Rod End |  | PONTIAC VIBE TOYOTA MATRIX | 2003- | ES3713 |
| 45046-19265 45046-49115 45046-02040 45046-09160 45046-09360 45046-02040 45046-09480 | Tie Rod End |  | COROLLA E12J E12T PRIUS Saloon NHW11 | 2001- | CET-115R |
| 45047-49045 45047-19115 45047-02010 45047-09050 | |  | | 2001- | |
| 45046-39335 | Tie Rod End |  | HILUX Pickup N LAND CRUISER J7 J9 4 RUNNER N130 | 1982-1996 | |
| 45047-39215 | |  | | 1982-1996 | |

| | | | | | | | |
|--|--|---|---|-------------|---|---------|---------------------|
| 45046-19195 45047-19075 | Tie Rod End |  | MR2 W2 SW20 | 1990- | | | |
| 45460-19225 | Tie Rod End |  | SOARER SUPRA MA70 | 1986- | ES2924RL | | |
| 45046-39285 | Tie Rod End |  | TACOMA 2WD | 1995- | ES80309 | | |
| 45046-39295 | Tie Rod End |  | TACOMA 4WD VZN170 | 1995- | ES3545 | | |
| 45047-39175 | |  | | | ES3546 | | |
| 45460-29365 45460-19235 | Tie Rod End |  | LEXUS SC400 SUPRA | 1993- | | | |
| 45470-29135 45470-19065 | | | | | | | |
| 45046-29365 45046-09100 45046-09050 45046-09060 | | | | Tie Rod End |  | AVENSIS | 1998- |
| 45047-29125 45047-09010 45047-09020 45047-09030 |  | | | | | | |
| 45046-29065 | Tie Rod End |  | STOUT RK101 | | 1973- | | SE-2251R CET-52R |
| 45047-29025 | | | | | | | SE-2251L |
| 45047-59026 45047-59025 45047-59035 45047-09040 | Tie Rod End |  | YARIS P1 YARIS VERSO NC/LP2 YARIS P9 | 1999- | ES800311 | | |
| 45046-59195 45046-59225 45046-09530 45046-09540 | |  | | | ES800312 | | |
| 45046-69235 | Tie Rod End |  | LAND CRUISER UZJ200 LX570 | 2007- | ES800314 SE-T121R | | |
| 45047-69145 | |  | | 2007- | ES800313 SE-T121L | | |
| 45460-59085 | Tie Rod End |  | LEXUS LS460 USF40 | 2006- | ES800316 SE-T131R | | |
| 45470-59095 | |  | | | ES800315 SE-T131L | | |

| | | | | | |
|--|-------------|---|---|-----------|------------------------------|
| 45046-19415 45046-09570 45046-19405 | Tie Rod End |  | TOYOTA AURIS ZZE150/NZE151 TOYOTA SCION XB AZE150 TOYOTA AURIS NZE154/ZRE154 4WD TOYOTA SAI AZK10 TOYOTA COROLLA RUMION NZE151 ZRE15 | 2007- | ES800341 |
| 45047-19215 45047-09270 45047-19205 | Tie Rod End |  | TOYOTA COROLLA RUMION ZRE154 4WD TOYOTA BLADE AZE154 4WD TOYOTA BLADE AZE156/GRE156 TOYOTA RUKUS AZE151 | | |
| 45047-09260 | Tie Rod End |  | TUNDRA UCK50 | 2007- | ES800327 SE-T181L |
| 45046-09560 | |  | | | ES800326 SE-T181R |
| 45046-29355 | Tie Rod End |  | LITEACE 4WD CM KM75 CM KM80 | 1999- | |
| 45047-29115 | Tie Rod End |  | LITEACE 4WD CM KM75 CM KM80 | | |
| 45046-39205 | Tie Rod End |  | DYNA BU85 BU93 WU75 | 1987- | SE-2661R |
| 45047-39125 45047-39185 | | | TOYOACE WU90 WU95 | 1987- | SE-2661L |
| 45450-39165 45450-39155 3400451-D01 | Center Link |  | 4 RUNNER N130 TOYOTA HILUX II Pickup N | 1982-2005 | CCT-10 SC-2935 SC-2835 |
| 45450-39115 45450-39105 | Center Link |  | HILUX LN50 TOYOTA HILUX II Pickup N | 1983- | SC-2470 |
| 45450-39145 | Center Link |  | HILUX LN50 YN50 | 1983- | CCT-13 DS1059 SC-2477 |
| 45450-29145 45450-29095 | Center Link |  | HIACE YH50 | 1982- | SC-2480 |
| 45450-39185 | Center Link |  | Toyota Hilux LN5 YN5 | 1983- | |
| 45450-39075 45450-39027 45450-39026 45450-39025 | Center Link |  | HILUX RN30 TOYOTA PICKUP | 1978- | SC-2305 |
| 45450-39135 45450-39175 | Center Link |  | HILUX LN50 YN50 | 1983- | SC-2476 DS1060 |
| 45450-39245 45450-39295 | Center Link | | HILUX LN147 | 1997- | SC-3620 |

| | | | | | |
|--|-------------|---|---------------------|-------------|--------------------------------------|
| 45450-39037 45450-29085 | Center Link | | HILUX RN30 | 1978- | SC-2306 |
| 45450-39155 | Center Link | | HILUX 2WD YN80 | 1988- | SC-2830 |
| 45450-39105 45450-39115 | Center Link | | HILUX LN50 | 1983- | SC-2470 |
| 45450-39245 45450-39295 | Center Link |  | HILUX LN147 | 1997- | SC-3620 |
| 45450-39015 45450-39065 45450-39055 45450-39016 | Center Link | | HILUX RN30 | 1978- | SC-2300 |
| 45450-39165 | Center Link | | HILUX 2WD YN80 | 1988- | SC-2835 |
| 45450-29155 | Center Link |  | HIACE YH50 | 1982- | SC-2485 |
| 45450-39125 | Center Link | | HILUX LN50 | 1983- | SC-2475 |
| 45450-39305 45450-39255 | Center Link |  | HILUX LN147 | 1997- | SC-3625 |
| 45450-39145 | Center Link | | HILUX LN50 YN50 | 1983- | SC-2477 |
| 45450-29065 45450-29035 | Center Link | | HIACE RH10 | 1977- | SC-2180 |
| 45490-39305 45490-39466 | Idler Arm |  | HILUX YN80 LN147 | HILUX TIGER | 1997- SI-2830 CAT-41 |
| 45490-35140 | Idler Arm |  | HILUX YN50 | 1983- | CAT-15 SI-2475 JIA122 K9102 |
| 45490-29245 | Idler Arm |  | HIACE RH20 | 1972- | SI-2185 JIA109 |
| 45490-39265 45490-39285 | Idler Arm |  | | | SI-2810 |
| 45490-39315 45490-39316 | Idler Arm |  | HILUX 2WD YN80 | 1988- | K9647 CAT-40 SI-2835 |

| | | | | | |
|--|-----------|---|---|-------|--|
| 45490-19225 | Idler Arm |  | CONOLLA AE70 | 1979- | CAT-29 SI-2355 K9289 |
| 45490-29485 | Idler Arm |  | KIJANG KF40 | 1986- | SI-2690 |
| 45490-19215 45490-19125 | Idler Arm |  | CONOLLA AE70 | 1979- | SI-2350 |
| 45490-35100 45490-35110 45490-35090 45490-35080 | Idler Arm |  | HILUX RN30 | 1978- | K9092 SI-2300 |
| 45490-35130 | Idler Arm |  | HILUX YN50 | | SI-2470 |
| 45490-39015 45490-35010 | Idler Arm |  | | | |
| 45490-29175 45401-19195 | Idler Arm |  | KIJANG KF20 | 1981- | SI-2260 K9132 |
| 45490-29236 45490-29235 45490-29095 | Idler Arm |  | HIACE RH20 | 1972- | SI-2180 |
| 45490-39215 45490-39235 45490-39225 45490-39205 45490-39145 45490-39125 | Idler Arm |  | CROWN RS8 RS10 MS8 MS9 MS10 LS10 RS11 MS11 LS11 GS11 | 1974- | SI-2230 SI-2585 |
| 45490-29465 45490-29455 | Idler Arm |  | HILUX YN50 | 1982- | CAT-34 CAT-36 SI-2485 SI-2480 |
| 45490-29425 45490-29405 45490-29365 45490-29355 | Idler Arm |  | MARK II RX60 | | K9005 SI-2395 |
| 45490-29475 | Idler Arm |  | HILUX YH80 | | SI-2790 |
| 45490-39245 45490-39325 45490-39355 | Idler Arm |  | HILUX YN61 | 1985- | K9424 CAT-45 SI-2725 |
| 45490-39445 45490-39446 45490-39455 | Idler Arm |  | TOYOTA HILUX II Pickup N | 1982- | |

| | | | | | |
|--|-----------|---|---|-------|---|
| 45490-39365 45490-39375 | Idler Arm |  | HILUX LN147 4WD | 1988- | CAT-51 SI-2865 SI-2860 K9424 K99500 |
| 45421-60021 | Idler Arm |  | Toyota Land Cruiser FJ40 FJ45 BJ40 BJ42 | | |
| 45490-39115 45490-39086 | Idler Arm |  | TOYOTA PICKUP BASE MODEL | 1973- | K9070 18816 SI-2206 CAT-7 |
| 45490-29375 45490-29315 | Idler Arm | | TOYOTA LITEACE | 1979- | SI-2380 |
| 45490-19125 45490-19135 | Idler Arm | | | | SI-2225 SI-2230 |
| 45401-35190 45401-35220 45401-35240 | Pitman Ar |  | TOYOTA 4 RUNNER N130 HILUX 4WD YN61 | 1985- | SP-2725 CPT-35 K9442 |
| 45401-39305 45401-39265 45401-39205 45401-39275 | Pitman Ar | | | | |
| 45401-19175 45401-19195 | Pitman Ar | | COROLLA AE70 | 1979- | CPT-15 CPT-16 SP-2350 SP-2355 |
| 45401-29125 45401-29115 | Pitman Ar | | KIJANG KF20 | 1981- | SP-2260 |
| 45401-29195 | Pitman Ar | | KIJANG KF40 | 1986 | SP-2690 |
| 45401-29175 45401-29145 45401-29165 | Pitman Ar |  | TOYOTA MARK 11 CRESSIDA TOYOTA CRESTA TOYOTA CHASER | 1976- | K9363 SP-2395 |
| 45401-39245 | Pitman Ar | | | | |
| 45401-19085 | Pitman Ar |  | COROLLA KE30 | 1974- | CPT-5 SP-2220 |
| 45401-19045 | Pitman Ar |  | COROLLA KE20 TOYOTA STARLET KP4# KP5# | 1974- | SP-2140 |
| 45401-19095 45401-19105 | Pitman Ar |  | COROLLA KE30 TOYOTA COROLLA KE | 1974- | SP-2225 K9120 K9414 |
| 45401-39145 45401-39135 45401-39125 45401-39116 | Pitman Ar |  | HILUX RN20 TOYOTA PICKUP | 1972- | SP-2201 K9114 |
















| | | | | | |
|--|-----------------------------------|---|-----------------------------------|-------|---|
| 45401-19195 45401-19185 45401-19175 | Pitman Ar |  | COROLLA AE70 TOYOTA COROLLA E8 | 1979- | SP-2355 CPT-16 SP-2350 CPT-15 K9132 |
| 45401-35240 45401-35190 45401-35220 | Pitman Ar |  | TOYOTA HILUX II Pickup N | | SP-2865 CPT-36 K9422 K80537 |
| 45611-60120 | Pitman Ar |  | | | |
| 45460-19025 45460-19175 45460-29135 45470-19025 45460-19056 45460-29145 45046-19055* 45047-19035* | Tie Rod Assembly SIDE ROD ASSY |  | COROLLA SPRINTER KE20 | 1970- | CET-6 |
| 45460-29115 45046-19085* 45406-29075* | Tie Rod Assembly SIDE ROD ASSY |  | CRESSIDA RX30 RX40 | 1976- | |
| 45460-29035 | Tie Rod Assembly SIDE ROD ASSY |  | | | |
| 45460-29195 45046-19135 45406-29105 | Tie Rod Assembly SIDE ROD ASSY |  | CRESSIDA RX60 CRESTA MX50 | 1980- | SS-2390 CST-5 |
| 45460-29265 45046-29125 45046-29125 | Tie Rod Assembly SIDE ROD ASSY | | HIACE YH50 | 1982- | SS-2480 CST-9 |
| 45460-29185 45460-29125 45460-29066 | Tie Rod Assembly SIDE ROD ASSY |  | HIACE RH20 | 1972- | SS-2180 |
| 45460-19085 45460-19065 45460-19055 45460-19135 45460-19095 | Tie Rod Assembly SIDE ROD ASSY |  | CORONA KE30 | 1970- | SS-2160 |
| 45470-29046 45470-29045 | Tie Rod Assembly SIDE ROD ASSY | | CORONA RT100 | 1973- | SS-2210L |
| 45460-29085 | Tie Rod Assembly SIDE ROD ASSY | | | | SS-2210R |
| 45460-39265 | Tie Rod Assembly SIDE ROD ASSY |  | CROWN YS130 | 1987- | SS-2811R |
| 45470-39065 | Tie Rod Assembly SIDE ROD ASSY |  | | | SS-2811L |












| | | | | | |
|--|-----------------------------------|--|------------------------|-----------|--------------------|
| 45460-39225 45460-39215 45460-39155 45460-39096 45460-39095 45460-39305 45460-29215 45470-39085 | Tie Rod Assembly SIDE ROD ASSY | | HILUX Pickup N | 1978- | |
| 45460-39245 45460-39135 45460-39335 45460-39355 45460-39505 45470-39055 | Tie Rod Assembly SIDE ROD ASSY | | 4 RUNNER N130 | 1982-2005 | |
| 45460-39385 45046-39275* 45047-39095* | Tie Rod Assembly SIDE ROD ASSY | | COASTER BB40 HDB50 | 1993- | |
| 45470-19035 45470-19045 45470-19055 | Tie Rod Assembly SIDE ROD ASSY | | TERCEL | 1987- | |
| 45470-29085 45460-29315 | Tie Rod Assembly SIDE ROD ASSY | | TOWNACE KR26 | 1985- | CET-71 SS-2770 |
| 45460-39485 45046-39375* 45406-39115* SS-3620 | Tie Rod Assembly SIDE ROD ASSY | | HILUX LN147 | 1997- | |
| 45460-29305RX 45046-29145* 45503-29045* | Tie Rod Assembly SIDE ROD ASSY | | MARK II GX81 | 1988- | |
| 45460-39125 45460-39075 | Tie Rod Assembly SIDE ROD ASSY | | CROWN RS80 | 1974- | SS-2370 |
| 45470-19035 | Tie Rod Assembly SIDE ROD ASSY | | TERCEL | 1987- | SS-2520L |
| 45460-29145 45460-19175 45460-19056 45470-19025 | Tie Rod Assembly SIDE ROD ASSY | | CORONA RT130 | 1975- | |
| 45470-39035 | Tie Rod Assembly SIDE ROD ASSY | | HILUX RN20 | 1972- | SS-2200L CST-2L |
| 45460-39065 | Tie Rod Assembly SIDE ROD ASSY | | HILUX RN20 | 1972- | SS-2200R CST-2R |
| 45460-39275 | Tie Rod Assembly SIDE ROD ASSY | | CROWN S1 丰田 皇冠 S1 | 1980- | |
| 45460-29195 | Tie Rod Assembly SIDE ROD ASSY | | CRESSIDA X6K MX62 克雷西达 | 1980- | |

| | | | | | |
|--|---|---|---|--------|-------------------------------------|
| 45460-29185 45460-29125 45460-29066 | Tie Rod Assembly SIDE ROD ASSY |  | HIACE H10 海狮 | 1979- | |
| 45460-19065 45460-19085 45460-19055 | Tie Rod Assembly SIDE ROD |  | COROLLA KE 花冠 TA1 卡力那 | CARINA | 1970- |
| 45460-29265 45460-29285 45470-29075 | Tie Rod Assembly SIDE ROD |  | HIACE H20 海狮巴士 | | 1983- |
| 45460-29115 | Tie Rod Assembly SIDE ROD |  | CRESSIDA Saloon RX3 | | 1997- |
| 45460-29045 45046-29035 45406-29016 45047-29015 | Tie Rod Assembly SIDE ROD ASSY |  | CORONA RT8 RT9 | | 1970- |
| 45460-29035 | Tie Rod Assembly SIDE ROD ASSY |  | | | |
| 45460-39195 | Tie Rod Assembly SIDE ROD ASSY |  | CROWN 皇冠 | | 1980- |
| 48820-30020 48820-30050 | Stabilizer Link/Sway Bar Link |  | PRADO J10 陆地巡洋舰-普拉多 SUV J10 | | 1998- SL-2900R |
| 48820-33010 48820-02010 | Stabilizer Link/Sway Bar Link |  | CAMRY COROLLA AE90 AE100 AE111 | | 1991- SL-2960 K90124 18186 |
| 48802-60050 | Stabilizer Link/Sway Bar Link |  | LAND CRUISER J8 TOYOTA LAND CRUISER BASE MODEL LEXUS LX450 BASE MODEL | | 1990- K750078 |
| 48802-60060 | Stabilizer Link/Sway Bar Link |  | LAND CRUISER 80 J8 | | 1990- K750061 |
| 48810-0K010 48810-60040 | Stabilizer Link/Sway Bar Link |  | LAND CRUISER PRADO J12 KDJ12 GRJ12 LEXUS GX470 UZJ120 | 2002- | K90677 |
| 48820-0K030 48820-60050 | |  | | | K90683 |
| 48820-24010 48820-14011 | Stabilizer Link/Sway Bar Link |  | CELICA ZTZ23 赛利卡 SUPRA JZA70 JZA80 超人萨普拉 | | 1999- K80299 |
| 48820-60032 48820-60031 90948-01003 | Stabilizer Link/Sway Bar Link |  | TOYOTA PRADO J10 | | 1998/01 - K750147 |
| 48810-30010 48810-30020 48820-30030 | Stabilizer Link/Sway Bar Link |  | LEXUS GS JZS147 UZS161 JZS160 SC UZZ40 雷克萨斯 | | 1993- K90675 |





| | | | | | |
|--|-------------------------------|---|---|-------|--------------------|
| 48810-20020 48810-05012 48810-44010 48810-05011 52320-S5A-013 52321-S5A-013 | Stabilizer Link/Sway Bar Link |  | AVENSIS T22 爱文奇思 CARINA T19 卡力那 CELICA T20 赛利卡 PICNIC XM10 郊游 | 1993- | K90452 K90453 |
| 48810-22010 48810-22011 48810-23156 48830-37010 | Stabilizer Link/Sway Bar Link |  | CRESSIDA X6 克雷西达 | 1980- | K90314 |
| 48810-26020 | Stabilizer Link/Sway Bar Link |  | HIACE H1 H2 海狮 | 1995- | |
| 48810-28020 48810-28010 | Stabilizer Link/Sway Bar Link |  | PREVIA TCR2 TCR1 普瑞维亚 | 1990- | SL-3520L K90674 |
| 48810-33010 48810-06030 48810-33020 | Stabilizer Link/Sway Bar Link |  | CAMRY CV2 XV2 佳美 LEXUS ES F1 F2 RXGSU3 MCU | 1989- | K90311 SL-3690L |
| 48810-60010 | Stabilizer Link/Sway Bar Link |  | LAND CRUISER J7 陆地巡洋舰 | 1984- | SL-2751L |
| 48810-60050 48810-60051 | Stabilizer Link/Sway Bar Link |  | UZJ200 URJ202 霸道5700 凌志570 | | K750332 |
| 48820-60070 48820-60080 48820-60081 | | | | | K750333 |
| 48819-52010 48817-52010 90948-02178 94182-10800 90948-02179 | Stabilizer Link/Sway Bar Link |  | YARIS P1雅力士 | 1999- | K90390 |
| 48820-02080 | Stabilizer Link/Sway Bar Link |  | ZRE152 卡罗拉 | 2004- | |
| 48820-06050 48820-06070 | Stabilizer Link/Sway Bar Link |  | CAMRY ACV40 GSV40 LEXUS ES240/350 ACV40/GSV40 | 2006- | SL-T340 K750123 |
| 48820-06060 48820-33040 48820-33070 48820-33050 48820-06061 | | | | 凯美瑞06 | |
| 48820-08020 | Stabilizer Link/Sway Bar Link |  | SIENNA | 2004- | SL-3990 K80249 |
| 48820-0K010 | Stabilizer Link/Sway Bar Link |  | HILUX Pickup 海拉克斯皮卡车 | 2005- | SL-3880 |
| 48820-20010 | Stabilizer Link/Sway Bar Link |  | COROLLA E9 花冠 | 1987- | SL-2800 |

| | | | | | |
|--|-------------------------------|---|---|-------|--------------------|
| 48810-28010 48810-28020 | Stabilizer Link/Sway Bar Link |  | PREVIA TCR2 TCR1 普瑞维亚 | 1990- | |
| 48830-50010 48830-50020 | Stabilizer Link/Sway Bar Link |  | LEXUS LS UCF10 | 1989- | |
| 48820-50010 48820-50011 55580-3E050 | Stabilizer Link/Sway Bar Link |  | LEXUS LS UCF10 KIA SORENTO TOYOTA CENTURY GZG50 LEXUS LS400/CELSIOR UCF20 | 1989- | SL-3760R K90682 |
| 48810-50010 48810-50011 55580-3E000 | | | | | SL-3760L K90676 |
| 48820-20040 48820-05012 48820-44010 | Stabilizer Link/Sway Bar Link |  | AVENSIS T22 CARINA T19 CELICAT20 PICNIC XM10 | 1992- | SL-2990R |
| 48820-22010 48820-22011 | Stabilizer Link/Sway Bar Link |  | CRESSIDA X6 X6K MX62 克雷西达 | 1980- | SL-3500R K90334 |
| 48810-22020 48810-22010 | | | | | K90314 |
| 48820-22041 48820-22040 | Stabilizer Link/Sway Bar Link |  | LEXUS IS GXE10 JCE1 GXE1 | 1999- | SL-3830 K750062 |
| 48810-22040 48810-22041 | Stabilizer Link/Sway Bar Link |  | SMARK II GX105 | 1995- | SL-3910L |
| 48820-22050 48820-22051 | |  | | | SL-3910R |
| 48830-22041 48830-22040 | Stabilizer Link/Sway Bar Link |  | LS-400 MARK II GX100 | 1996- | SL-3835 K80372 |
| 48820-26020 | Stabilizer Link/Sway Bar Link |  | HIACE H1 H2 | 1995- | CLT-24 |
| 48820-28020 48820-28021 | Stabilizer Link/Sway Bar Link |  | LITEACE R2 LG 莱特艾斯巴士 | 1992- | |
| 48820-28050 48820-06040 48820-33030 48820-28060 | Stabilizer Link/Sway Bar Link |  | CAMRY V30 佳美 PREVIA CLR3 MCR3 ACR3 普瑞维亚 LEXUS RX270/350/450H GGL15 4WD | 2000- | SL-3750 K90344 |
| 48820-33020 48820-06030 | Stabilizer Link/Sway Bar Link |  | LEXUS RX330 AVALON MCX20 | 1997- | K90312 SL-3690R |















| | | | | | |
|--|-------------------------------|---|---|---------------------|------------------------------|
| 48820-34010 | Stabilizer Link/Sway Bar Link |  | TUNDRA | 2003- | SL-3860 K90680 |
| 48820-26050 | Stabilizer Link/Sway Bar Link |  | HIACE KDH200 | 2004- | SL-3970 |
| 48820-34020 48820-35030 48820-AD010 48830-35030 | Stabilizer Link/Sway Bar Link |  | LAND CRUISER PRADO KZJ90 RZJ90 VZJ90 4RUNNER TUNDRA | 1996- | SL-3560 K90681 |
| 48820-35010 48830-35010 54810-3E000 | Stabilizer Link/Sway Bar Link |  | TOYOTA HILUX KZN130/LN8#/LN10#/LN112/LN13#/VZN 130/YN8#/YN10#/YN130 KIA COROLLA EX | 1989- | SL-2880 SL-2885 K80565 |
| 48820-42010 | Stabilizer Link/Sway Bar Link |  | RAV4 | 1996- | SL-T010 K80601 |
| 48820-B0010 JTS7563 | Stabilizer Link/Sway Bar Link |  | AVANZA F601 | 2000- | SL-3870 |
| 48820-32010 | Stabilizer Link/Sway Bar Link |  | CELICA ZZT230 | 2000- | K80878 |
| 48820-53010 | Stabilizer Link/Sway Bar Link |  | LEXUS IS USE 20 | 2008- | SL-T380R K750207 |
| 48810-53010 | | | | SL-T380L K750206 | |
| 48802-52050 | Stabilizer Link/Sway Bar Link |  | PROBOX NCP59 NCP55 | 2002- | |
| 48830-AF010 | Stabilizer Link/Sway Bar Link |  | TUNDRA | 2003- | SL-3865 CLT-38 K80598 |
| 48820-50030 | Stabilizer Link/Sway Bar Link |  | LEXUS LS460 LEXUS LS600H M12 X1.25 | 2007- | CLT-78 K750172 |
| 48810-50020 | | | | CLT-79 K750171 | |
| 48820-44020 | Stabilizer Link/Sway Bar Link |  | Avensis verso | 2001- | SL-T490 |
| 48830-42010 | Stabilizer Link/Sway Bar Link |  | RAV4 ACA20 | 2003- | SL-2610 SL-3925R |
| 48840-42010 | | | | SL-2611 SL-3925L | |
| 48820-47010 48820-02030 48820-02040 48820-02050 48810-47010 48820-58010 48820-02100 48820-02060 88970146 88971297 | Stabilizer Link/Sway Bar Link |  | AVENSIS T25 爱文奇 COROLLA E12U E12J 花冠 PRIUS NHW11 普锐斯 WISH MPV E1 | 2000- | SL-3640 |

| | | | | | |
|--|--------------------------------------|---|---|-----------|--------------------|
| 48820-20021 | Stabilizer Link/Sway Bar Link |  | TOYOTA COROLLA Compact E11 TOYOTA COROLLA Liftback E11 TOYOTA COROLLA E11 TOYOTA COROLLA Wagon E11 | 2009- | K750077 |
| 48830-32040 | Stabilizer Link/Sway Bar Link |  | CAMRY RS300 ES-300 | 1999- | SL-3955 K90714 |
| 48820-52030 48820-0D080 48820-0D020 48820-52070 48820-0D030 48820-0D010 | Stabilizer Link/Sway Bar Link |  | YARIS P9 CP10 雅力士 | 2005- | K80879 SL-T020 |
| 48820-52260 | Stabilizer Link/Sway Bar Link | | | | |
| 48820-60010 | Stabilizer Link/Sway Bar Link |  | LAND CRUISER | 1990- | SL-2751R |
| 48830-05020 48830-12050 | Stabilizer Link/Sway Bar Link 平衡杆 |  | TOYOTA AVENSIS AT22 AZT220 CDT220 CT220 ST220 ZZT TOYOTA COROLLA AE115 4WD | | SL-2965 |
| 48830-06050 48830-06030 48830-48010 48830-21010 | Stabilizer Link/Sway Bar Link |  | TOYOTA CAMRY XV3 | 2001/08 - | K90345 |
| 48810-30070 | Stabilizer Link/Sway Bar Link |  | MARK X FRONT IS250 IS350 GS300 350 430 460 450 | 2004- | SL-T270L |
| 48820-30090 | | | | | SL-T270R |
| 48830-0C010 | Stabilizer Link/Sway Bar Link |  | TOYOTA SEQUOIA BASE MODEL | 2001- | SL-T165 K750013 |
| 48810-30080 | Stabilizer Link/Sway Bar Link |  | LEXUS GS GWS GRS UZS 300 | 2005- | |
| 48830-01010 889712297 5451387 48830-32050 | Stabilizer Link/Sway Bar Link |  | PONTIAC VIBE PONTIAC VIBE GT TOYOTA MATRIX TOYOTA MATRIX XR TOYOTA MATRIX XRS | 2003-2006 | K90718 |
| 48830-06060 48830-33040 48830-06070 | Stabilizer Link/Sway Bar Link |  | LEXUS GSV40 ES350 | 2006- | SL-T455 K750011 |
| 48820-42030 48820-02070 48820-47020 | Stabilizer Link/Sway Bar Link |  | SCION XB BASE MODEL TOYOTA RAV4 BASE MODEL TOYOTA RAV4 SPORT | 2006- | SL-T220 K750043 |
| 48830-30060 48830-24010 | Stabilizer Link/Sway Bar Link |  | LEXUS GS JZS147 300 | 1993- | |
















| | | | | | |
|--|-------------------------------|---|--|------------------------|---------------------|
| 48830-12050 | Stabilizer Link/Sway Bar Link |  | TOYOTA COROLLA Wagon E10 TOYOTA COROLLA Wagon E11 | 1995- | |
| 48830-12060 | | | | | |
| 48830-20010 | | | | | |
| 48830-32010 48830-32020 | | | | | SL-2805 |
| 48830-20010 48830-05011 | Stabilizer Link/Sway Bar Link |  | TOYOTA AVENSIS T25 TOYOTA AVENSIS Saloon T25 TOYOTA AVENSIS Estate T25 | 2005- | K9545 K9549 |
| 48830-21020 | Stabilizer Link/Sway Bar Link |  | AVANZA | 2003- | SL-T055R K750008 |
| 48840-50010 | Stabilizer Link/Sway Bar Link |  | LEXUS LS UCF30 FE | 2000- | SL-T075L K80295 |
| 48830-50030 | |  | | | SL-T075R K80294 |
| 48820-50020 | |  | | | SLT-070 K750274 |
| 48830-26030 | Stabilizer Link/Sway Bar Link |  | Toyota Grandvia = VCH10 - Link Assy RE | 2005- | |
| 48830-28010 90385-12015 90387-10162 | Stabilizer Link/Sway Bar Link |  | TOYOTA LITE/TOWNACE NOAH,V CR40/CR50 | 1998-2004 | |
| 48830-30020 48830-30010 | Stabilizer Link/Sway Bar Link |  | GX80 RX81 | 1988- | SL-2300 |
| 48830-32030 | Stabilizer Link/Sway Bar Link |  | CHEVROLET LACETTI/OPTRA J200 TOYOTA CAMRY/VISTA SV30/CV30/VZV30 | 2003-2008 1990-1994 | SL-3545 CLT-72 |
| 48820-30050 48820-30010 | Stabilizer Link/Sway Bar Link |  | TOYOTA PRADO J10 | 1998- | |
| 48810-30020 48810-30010 48820-30030 | Stabilizer Link/Sway Bar Link |  | LEXUS GS JZS147 LEXUS GS UZS161JZS160 LEXUS SC UZZ40 | 1993- | SL-2900L |
| 48810-30030 | Stabilizer Link/Sway Bar Link |  | TOYOTA PRADO J10 | 1998- | |
| 48830-33010 48830-06020 48830-06313 48830-07010 | Stabilizer Link/Sway Bar Link |  | CAMRY AVALON LEXUS ES300 MCV10/VCV10 | 1991- | SL-2935 K90313 |

| | | | | | |
|---|--------------------------------------|---|--|----------------------|-----------------------------|
| 48830-35010 | Stabilizer Link/Sway Bar Link |  | TOYOTA 4 RUNNER N130 | | |
| 48830-35020 | Stabilizer Link/Sway Bar Link 平衡杆 |  | LAND/CRUISER PRADO | 1996- | SL-3565 K90619 |
| 48830-35030 | Stabilizer Link/Sway Bar Link |  | LAND CRUISER 90 J9 3.0 D-4D | 1987- | |
| 48820-20060 | Stabilizer Link/Sway Bar Link |  | CELICA | 1993- | SL-T040 |
| 48830-48010 48830-06030 48830-21010 48830-06050 | Stabilizer Link/Sway Bar Link |  | CAMRY ACV40 | GZ CAMRY | SL-3755 |
| 48820-28030 48820-28010 48820-28020 | Stabilizer Link/Sway Bar Link |  | ESTIMA TCR10 | 1990- | SL-3520R K90678 |
| 48830-60010 | Stabilizer Link/Sway Bar Link |  | TOYOTA LAND CRUISER J7 TOYOTA LAND CRUISER Hardtop J7 | 1990- | SL-2756 |
| 48830-60030 48817-30020 48830-35020 | Stabilizer Link/Sway Bar Link |  | TOYOTA LAND CRUISER PRADO J12 KDJ12 GRJ12 | 2002- | K80469 SL-3845 K90619 |
| 48840-21010 48840-21020 48830-21020 | Stabilizer Link/Sway Bar Link |  | AVANZA | 2003- | SL-T055L K750009 |
| 48830-17070 | Stabilizer Link/Sway Bar Link |  | TOYOTA MR 2 III W3 Suzuki Verona Mazda Protégé Volvo S40 | 2000/04 - | K750091 |
| 48840-42010 81928628 | Stabilizer Link/Sway Bar Link |  | TOYOTA RAV 4 II XA2 CLA2 ZCA2 ACA2 | 2000/06 - 2006/01 | |
| 48802-60050 | Stabilizer Link/Sway Bar Link |  | LEXUS LX450 BASE MODEL TOYOTA LAND CRUISER BASE MODEL | 1993- | |
| K90248 5451192 94182-10800 90948-02032 48819-34010 48817-30010 | Stabilizer Link/Sway Bar Link |  | TOYOTA LAND CRUISER BASE MODEL | 1993- | |
| 48810-0K030 48810-0K020 48810-0K010 48810-60040 48810-04010 | Stabilizer Link/Sway Bar Link |  | TOYOTA LAND CRUISER BASE MODEL | 2005- | SL-3890L SL-3840L |

| | | | | | |
|---|-------------------------------|---|--|-------|----------------------|
| 48810-20010 | Stabilizer Link/Sway Bar Link |  | TOYOTA CARINA II T15 TOYOTA CARINA II Saloon T15 TOYOTA CARINA II T17 TOYOTA CARINA II Saloon T17 TOYOTA CARINA II Station Wagon T17 | 1987- | SL-2820L |
| 48810-26010 | Stabilizer Link/Sway Bar Link |  | YOYOTA RZH155 | | SL-2112L |
| 48820-26010 | | | | | |
| 48820-0K030 48820-60050 48820-04020 48820-0K040 48820-60040 | Stabilizer Link/Sway Bar Link |  | LAND CRUISER SURF/F HILUX | 2005- | SL-3890R SL-3840R |
| 48820-20030 | Stabilizer Link/Sway Bar Link |  | TOYOTA CARINA II T15 | 1984- | SL-2820R |
| 48820-35040 | Stabilizer Link/Sway Bar Link |  | TOYOTA TACOMA VZN150 RZN140 RZN150...exc/PRERUNNER TOYOTA TACOMA VZN170 VZN171 RZN160 RZN161...4WD | 2001- | SL-3790R K90704 |
| 48810-35020 | | | LEXUS FRONT | | SL-3790L K90705 |
| 48820-35020 48820-35021 | Stabilizer Link/Sway Bar Link |  | TACOMA/FRONT | 1995- | SL-3660 |
| 48820-30030 | Stabilizer Link/Sway Bar Link |  | LEXUS GS JZS147 UZS161 JZS160 LEXUS GS LEXUS SC UZZ40 | | K90679 |
| 48820-08010 | Stabilizer Link/Sway Bar Link |  | TOYOTA SIENNA | 1998- | K90519 |
| 48810-08010 | | | | | K90518 |
| 889712297 48830-01010 | Stabilizer Link/Sway Bar Link |  | PONTIAC VIBE GT PONTIAC VIBE TOYOTA MATRIX TOYOTA MATRIX XR TOYOTA MATRIX XRS | | K90718 |
| 48820-0C010 | Stabilizer Link/Sway Bar Link |  | TOYOTA SEQUOIA LIMITED TOYOTA TUNDRA UCK50 | 2008- | K750180 |
| 48810-0C010 | | | | | K750179 |
| 48820-17050 | Stabilizer Link/Sway Bar Link | | TOYOTA MR2 SPYDER BASE MODEL | | K750237 |
| 56260-85E15 | Stabilizer Link/Sway Bar Link |  | | | |
| 48817-05010 48830-12070 48830-05030 | Stabilizer Link/Sway Bar Link |  | TOYOTA MARK X ZIO ANA1 SAI AZK10 TOYOTA ZELAS AGT20 | 2007- | |

| | | | | | |
|--|-----------------------|---|---|-------|------------------------------|
| 45503-29355 45503-39055 45503-39135 45503-09030 45503-39138 45503-39137 45503-39136 45503-09030 | AxialJoit Rack End |  | CAMRY SXV10 AVALON MCX20 TOYOTA CAMRY GRACIA MCV25/SXV25 4WD | 1991- | EV301 ES3321 45A2063 |
| 45503-02070 45503-09400 45503-02060 45503-80002 45503-29815 45503-80004 | AxialJoit Rack End |  | COROLLA ALTIS COROLLA | 2001- | SR-3930 EV470 CRT-53 |
| 45503-49055 45510-68020 | AxialJoit Rack End |  | TOYOTA RAV4 ACA2 TOYOTA ISIS ANM10/ZGM10/ZGM11/ZNM10 TOYOTA WISH ZGE2 | 2001- | SR-3920 EV442 |
| 45510-42030 45510-42080 45510-42040 | AxialJoit Rack End |  | TOYOTA RAV 4 III ZSA ACA ACE ALA GSA3 RAV4三代SUV | 2005- | SR-23202 |
| 45503-30070 45503-30090 | AxialJoit Rack End |  | LEXUS GS300 GS350 GS430 GS460 IS250 LEXUS IS350 | 2005- | SR-T270 EV800244 |
| 45503-39155 | AxialJoit Rack End |  | LEXUS GS300/400/430 TOYOTA ARISTO JZS160JZS161 TOYOTA CROWN CROWN MAJESTA UZS17 GS171 JKS175 JZS17 | 1998- | SR-T280 EV80600 |
| 45503-09270 45503-49125 | AxialJoit Rack End |  | HIGH LANDER | 2004- | SR-3901 EV80945 CRT-96 |
| 45503-49095 45503-49025 | AxialJoit Rack End |  | RX300 HARRIER | 1997- | SR-3940 EV447 CRT-73 |
| 45503-29685 45503-29755 45503-29655 | AxialJoit Rack End |  | LITEACE 4WD CM KM75 | 1995- | SR-T200 |
| 45503-49165 45503-42020 | AxialJoit Rack End |  | RAV4 ZCA20 | 2004- | SR-T210 EV800059 |
| 45503-49085 | AxialJoit Rack End |  | CAMRY ACV35 | 2001- | SR-3900 EV449 |
| 45503-29395 45503-29665 45503-0B020 45503-09100 | AxialJoit Rack End |  | LITEACE CM70 TOYOTA LITEACE Bus R2 LG | 1999- | SR-T190 CRT-101 |
| 45503-02200 45503-12450 | AxialJoit Rack End |  | ALTIS ZZE140 USA COROLLA AZE141 | 2008- | SR-T360 |
| 45503-05020 45503-05050 | AxialJoit Rack End |  | AVENSIS AT220R | 1998- | SR-3580 EV442 |
| 45503-05060 | AxialJoit Rack End | | | | |
| 45503-08020 | AxialJoit Rack End | | | | |








| | | | | | |
|---|-------------------------------|---|--|-------|--|
| 48819-20030 | | | | | |
| 48810-28030 | Stabilizer Link/Sway Bar Link |  | TOYOTA LITE TOWNACE NOAH V CR5 SR50 KR52 4WD | 1996- | |
| 48820-28040 | | | | | |
| 45503-39265 45503-39235 | AxialJoit Rack End |  | TOYOTA LAND CRUISER PRADO J12 KDJ12 GRJ12 | 2004- | SR-3840 CRT-77 EV80379 |
| 45503-19015 45503-10020 45503-19045 | AxialJoit Rack End |  | COROLLA KE70 | 1979- | SR-2340 EV165 |
| 45503-05040 | AxialJoit Rack End | | | | SR-2650 |
| 45503-29825 A01RE10870 | AxialJoit Rack End |  | ANE11 | 2003- | SRT-260 CRT-79 |
| 45503-29765 45503-59075 45504-28030 | AxialJoit Rack End |  | ESTIMA PREVIA MCR30 | 2003- | SR-T460 |
| 45503-29055 | AxialJoit Rack End |  | MARK II GX70 | 1984- | SR-2680L EV199 |
| 45503-0H010 D8521-1HA0A 45500-0H010 400133 | AxialJoit Rack End |  | TOYOTA AYGO KGB10 CITROEN C1 PEUGEOT 107 | 2006- | |
| 45503-19036 45503-19125 45503-19135 94847308 | AxialJoit Rack End |  | COROLLA AE80 AE90 CHEVROLET NOVA | 1995- | SR-2800 SR-2650 SR-2801 EV240 EV190 EV239 |
| 45503-29035 45503-29045 | AxialJoit Rack End |  | MARK II SX70 | 1984- | SR-2671 EV198 |
| 45503-59035 45503-59025 45503-29335 | AxialJoit Rack End |  | KIJANG KF40 KF50 | 1991- | SR-2910 |
| 45503-19155 45503-19195 | AxialJoit Rack End |  | STARLET TERCEL EP80 | 1991- | SR-2940 EV310 |
| 45503-29255 | AxialJoit Rack End |  | TOYOTA HIACE III Wagon H50 | 1989- | AX1696 |
| 45503-0B010 45503-09090 45503-0B100 | AxialJoit Rack End |  | TOYOTA KIJANG, KF50/52 | | |
| 45503-29385 45503-19205 | AxialJoit Rack End |  | COROLLA AE100 AE111 | 1991- | SR-2960 EV302 ES3356 |



| | | | | | |
|---|------------------------------|---|---|-----------|--|
| 45503-29425 | AxialJoit Rack End |  | TOYOTA DYNA Platform/Chassis KD U7 C6 U6 LY TRY2 KD | 1995 | |
| 45503-29575 45503-29595 | AxialJoit Rack End |  | HIACE KZH126 HILUX HIACE 4WD | 1995- | SR-T030 |
| 45503-09321 45503-09320 45503-09340 45503-09330 45503-09331 | AxialJoit Rack End |  | HILUX VIGO KIJANG INNOVA | 2004- | SR-3880 |
| 45503-0D080 45503-52070 45503-52140 45503-0D090 45503-52060 | AxialJoit Rack End |  | YARIS YARIS NCP91 YARIS NCP93 | 2005- | SR-T020 CRT-95 CRT-105 |
| 45503-19245 | AxialJoit Rack End |  | SOLUNA AL50 | 1996- | SR-3670 SR-3671 |
| 45503-19056 94843589 | AxialJoit Rack End |  | CORONA AE80 | 1984- | SR-2651 CRT-10 EV189 |
| 45503-19065 45503-19066 | AxialJoit Rack End |  | TOYOTA MR2 I W1 | 1985- | SR-2660 CRT-42 EV284 |
| 45503-09260 45503-59045 45503-09290 45503-52010 45503-0D030 | AxialJoit Rack End |  | TOYOTA YARIS P1 TOYOTA YARIS VERSO NC/LP2 | 1999/04 - | SR-3600 CRT-47 EV410 |
| 45503-19185 45503-19235 | AxialJoit Rack End |  | TERCEL EL50 TOYOTA PASEO Coupe EL54 TOYOTA STARLET EP91 | 1995- | SR-3570 SR-3671 CRT-43 CRT-76 |
| 45503-19255 45503-12130 45503-02050 45503-09220 45503-02080 | AxialJoit Rack End |  | COROLLA ALTIS NZE120 TOYOTA COROLLA E12U E12J E12T TOYOTA COROLLA ALTIS | 2000- | SR-3640 CRT-54 |
| 45503-29165 | AxialJoit Rack End 橫拉杆 |  | CORONA AT170 | 1987- | SR-2821 CRT-22 |
| 45503-06080 45503-8Y001 | AxialJoit Rack End |  | CAMRY SXV10 USA SXV20 | 1994- | SR-3590 CRT-31 |
| 45503-29615 45503-29435 | AxialJoit Rack End |  | CORONA ST190 TOYOTA CELICA T20 TOYOTA PICNIC XM10 LEXUS ES300 MCV30 | 1992- | SR-2990 CRT-34 |
| 45503-29095 45503-29135 | AxialJoit Rack End |  | TOWNACE KR26 TOYOTA MODELL F Bus R2 31 TOYOTA LITEACE CM30 G KM30 G | 1985- | SR-2770 CRT-40 EV210 |
| 45503-29105 45503-29075 45503-29065 45503-39025 | AxialJoit Rack End |  | Toyota Camry CONONA CARINA T160 Lexus ES250 CONONA CARINA T175 4WD | 1985- | SR-2640 SR-2641 EV261 |









| | | | | | |
|---|-----------------------|---|--|-------|--------------------------------------|
| 45503-29305 45503-29185 | AxialJoit Rack End |  | MARK II SX80 TOYOTA MARK II CHASER CRESTA | 1988- | SR-3500 CRT-35 |
| 45503-29125 45503-29015 45503-29016 45503-22010 45503-59125 | AxialJoit Rack End |  | Toyota Celica Van Supra CORONA AT140 TOWNACE KR26 | 1985- | SR-2410 CRT-3 EV167 EV242 |
| 45503-29485 A01RE10260 | AxialJoit Rack End |  | MARK II GX90 | 1992- | SR-3510 CRT-36 |
| 45503-29785 45503-39105 A01RE10430 | AxialJoit Rack End |  | MARK II GX110 IS200 | 2000- | SR-3980 CRT-84 EV800442 |
| 45503-0F010 | AxialJoit Rack End |  | AVENSIS AZT250 TOYOTA COROLLA Verso ZER ZZE R1 | 2003- | SR-T050 |
| 45504-39025 | AxialJoit Rack End |  | ARISTO JZS147 GS300 | 1995- | SR-T150L |
| 45503-60030 | AxialJoit Rack End |  | LAND CRUISER UZJ200 LX570 | 2007- | SR-T120 EV800443 |
| 45503-09500 45503-39275 45503-09420 | AxialJoit Rack End |  | GZ CAMRY AVALON GSX30 凯美瑞 | 2005- | SR-T170 EV800085 |
| 45503-29155 | AxialJoit Rack End |  | COROLLA AT170 TOYOTA CELICA TA60 RA40 RA6 | 1987- | SR-2820 CRT-21 |
| 45503-19116 | AxialJoit Rack End |  | TOYOTA TERCEL AL2 | 1982- | SR-2760 CRT-12 EV278 ES3119 |
| 45503-29565 45503-29267 | AxialJoit Rack End |  | HIACE LH110 | 1995- | SR-3680 CRT-56 |
| 45503-29846 45503-29836 | AxialJoit Rack End |  | HIACE TOYOTA HIACE IV Wagon | 2004- | SR-3970 SR-T090 |
| 45503-47030 | AxialJoit Rack End |  | TOYOTA PRIUS BASE MODEL TOYOTA PRIUS TOURING | 2004- | EV80304 ES80304 |
| 45504-59025 | AxialJoit Rack End |  | LEXUS LS UCF20 | 1994- | EV80292 JAR7573 |
| 45503-29505 | AxialJoit Rack End |  | | | |
| 45503-29245 | AxialJoit Rack End |  | Toyota Celica CELICA ST180 | 1990- | SR-2970 EV286 |
| 45503-29265 | AxialJoit Rack End | | HIACE LH10 TOYOTA HIACE Wagon H10 H20 H50 | 1989- | SR-2871 CRT-18 |

| | | | | | |
|--|-----------------------|---|--|-------|--------------------------------------|
| 45503-29295 45503-29285 | AxialJoit Rack End |  | ESTIMA PREVIA TOYOTA PREVIA TCR2 TCR1 | 1990- | SR-3520 CRT-44 EV307 |
| 45503-29365 45503-19215 45503-19175 45503-09130 94854934 94855844 | AxialJoit Rack End |  | COROLLA AE100 AE111 RAV4 SXA10 | 1991- | SR-2961 EV303 ES3339 |
| 45503-59015 45503-39095 | AxialJoit Rack End |  | TOYOTA SUPRA JZA70 JZA80 LEXUS JZS147 UCF10 UCF20 | 1989- | CRT-66 SR-3760R EV462 |
| 45503-19265 45503-29445 45503-29625 | AxialJoit Rack End |  | TOYOTA COROLLA RUNX/ALLEX NZE124 4WD TOYOTA PREMIO/ALLION ZZT245 4WD | 1996- | SR-3720 |
| 45503-0B020 45503-09100 45503-0B010 45503-09090 45503-29665 | AxialJoit Rack End |  | KIJANG LITEACE KR42V SR40 | 1996- | SR-3711 |
| 45504-59015 | AxialJoit Rack End |  | CELSIOR LS400 LH | 1989- | SR-3760R CRT-68 EV80586 |
| 45503-69015 | AxialJoit Rack End |  | L/C FZJ100 LX470 TOYOTA PRADO J10 | 1996- | SR-3810 EV800319 |
| 45503-69025 | AxialJoit Rack End |  | L/C UZJ100 FZJ100 TOYOTA PRADO J10 | 2005- | SR-3811 EV800320 |
| 45503-29215 45503-29225 | AxialJoit Rack End |  | LITEACE KM30 TOYOTA MODELL F Bus R2 31) | 1988- | SR-2920 CRT-23 EV246 |
| 45503-19116 | AxialJoit Rack End |  | TERCEL CORSA | 1986- | SR-2760 CRT-12 EV278 |
| 45503-19075 81720002 | AxialJoit Rack End |  | STARLET EP70 TOYOTA STARLET P7 | 1984- | SR-2700 CRT-11 |
| 45503-29195 45503-29315 | AxialJoit Rack End |  | TOYOTA CRESSIDA Saloon X6 TOYOTA CRESSIDA Station Wagon X6K MX62 | 1989- | SR-2992 EV244 ES2981 |
| 45503-05010 45503-990DL 45503-29475 | AxialJoit Rack End |  | TOYOTA CARINA E T19 | 1992- | CRT-24 SR-2991 CRT-45 |
| 45503-29445 45503-29625 | AxialJoit Rack End |  | TOYOTA CARINA E T19 | 1992- | |
| 45503-39075 | AxialJoit Rack End |  | Toyota 4Runner Toyota Tacoma | 2002- | SR-3560 EV433 |
| 45503-39225 45503-09230 45503-09420 | AxialJoit Rack End |  | TOYOTA CAMRY XV3 | 2005- | SR-3750 CRT-61 EV420 ES3599 |





| | | | | | |
|--|-----------------------|---|--|-------|--|
| 45503-19035 45503-29025 | AxialJoit Rack End |  | TOYOTA CARINA T15 TOYOTA COROLLA Liftback E8 | 1983- | SR-2550 CRT-41 SR-2540 CRT-2 EV178 |
| 45503-19055 45505-19055 | AxialJoit Rack End |  | TOYOTA CARINA II T15 TOYOTA CELICA ST16 TOYOTA COROLLA Liftback E8 | 1983- | SR-2551 CRT-5 EV188 |
| 45503-19025 | AxialJoit Rack End |  | COROLLA AE85 TOYOTA COROLLA Coupe AE86 TOYOTA TERCEL AL2 | 1982- | SR-2520 CRT-4 EV168 |
| 45503-BZ010 | AxialJoit Rack End |  | TOYOTA AVANZA F601 | 2003- | SR-3870 |
| 45503-39066 45503-39065 | AxialJoit Rack End |  | TOYOTA TACOMA L4 2.4L 2438CC 2RZFE BASE MODEL | 1996- | SR-3610 CRT-49 EV409 |
| 45503-09240 45503-09120 | AxialJoit Rack End |  | TUNDRATOYOTA SEQUOIA BASE MODEL TOYOTA TUNDRA BASE MODEL | 2000- | SR-3860 EV80044 |
| 45503-39015 45503-29175 45503-19085 45503-39105 45503-29085 | AxialJoit Rack End |  | TOYOTA CAMRY V1 | 1983- | SR-2450 SR-2540 CRT-8 EV179 EV243 |
| 45503-59045 45503-52010 45503-09290 45503-09260 | AxialJoit Rack End |  | YARIS ECHO VIOS | 1994- | SR-3600 SR-3820 EV410 |
| 45503-01030 45503-09430 88973081 88974644 45503-01040 45503-09450 88973082 88974645 | AxialJoit Rack End |  | TOYOTA VOLTZ ZZE136/ZZE137 TOYOTA COROLLA/MATRIX ZZE132/ZZE133 | 2002- | SR-3960 EV466 EV800058 ES3699 |
| 45503-29325 45503-29205 | AxialJoit Rack End |  | TOYOTA CRESSIDA Saloon X6 TOYOTA CRESSIDA Station Wagon X6K MX62 | | EV245 |
| 45503-59055 45503-52030 45503-29625 | AxialJoit Rack End |  | TOYOTA YARIS P1 TOYOTA YARIS VERSO NC/LP2 威驰 | | EV800060 |
| 45503-87675 45503-87401 | AxialJoit Rack End |  | TOYOTA CAMI J100E J102E J122E TOYOTA OPA ZCT15 4WD DAIHATSU TERIOS J100 J111 TOYOTA RUSH J200E DAIHATSU BE-GO J200G TOYOTA RUSH J210E 4WD DAIHATSU | 1998- | |
| 45503-39035 | AxialJoit Rack End |  | Toyota T100 开发 | | EV304 |
| 45503-59065 | AxialJoit Rack End |  | LEXUS LS UCF30 FE | 2000- | STR-9053 ES800044 |

| | | | | | |
|--|-----------------------|---|--|------------|----------------------|
| 45503-01B00 | AxialJoit Rack End | | | | |
| 45503-30080 | AxialJoit Rack End |  | TOYOTA MARK X GRX125 4WD TOYOTA CROWN GRS20#/GWS204 TOYOTA CROWN MAJESTA URS206/UZS207 LEXUS IS250/350 GSE25 4WD LEXUS | 2004- | ES800243 EV800243 |
| 48069-30260 48068-30260 | Control Arm |  | | | |
| 48630-50020 48610-50020 | Control Arm |  | LEXUS LS UCF10 | | |
| 48069-50010 48068-50010 | Control Arm |  | Lexus LS400 | | |
| 48640-32040 48720-20050 48710-20060 48620-32040 | Control Arm |  | CAMRY V2 | | |
| 48674-32090 | Arm Bushin |  | | | |
| 48068-59095 48068-59135 48068-09040 48068-59145 48068-09081 48068-09120 48068-09130 48068-09080 48068-09071 48068-09081 | Control Arm |  | TOYOTA YARIS P9 | | |
| 48654-0D060 48654-0D040 | | | | | |
| 48655-0D060 48655-52010 | | | | | |
| 48069-59095 48069-59135 48069-09040 48069-59145 48069-09081 48069-09120 48069-09130 48069-09080 48068-09071 | | | | 威驰 雅力 士 | |

| | | | | | |
|--|-------------|---|----------------------------|----------------|---------|
| 48068-12290 48068-02030 48068-02020 48068-12250 88970142 48068-12260 48068-13010 48068-02070 48068-02080 48068-05070 48068-42042 | Control Arm |  | COROLLA E11 E12 | | |
| 48654-12120 | | | | | |
| 48655-12170 48655-12180 48655-20310 48655-12200 | | | | | |
| 48069-02030 48069-02020 48069-12250 48069-12290 48069-12260 48069-13010 48069-02070 48069-02080 | | | | | |
| 48068-59035 48068-59015 48068-59055 48068-09030 48068-09015 | Control Arm |  | YARIS VERSO NC LP2 P1 | | |
| 48655-52030 48655-0D010 | | | | | |
| 48654-16110 48654-0H010 3520Q2S2 | | | | | |
| 48069-59035 48069-59015 48069-59055 48069-09030 48069-09015 | | | | 雅力士/威 驰 08款 | |
| 48068-20151 48068-20150 94845142 | Control Arm |  | CARINA T15 COROLLA E8 | | 520-424 |
| 48069-20151 48069-20150 94845143 | | | | | |

| | | | | | | |
|--|---|---|---|---|--------------|--|
| 48068-33050 48068-33060 48068-33070 48068-28120 48068-06070 48068-06080 48068-06100 48068-06150 48068-0E010 48068-58010 | Control Arm |  | TOYOTA CAMRY ACV40/GSV40 TOYOTA HARRIER HV MHU38 4WD TOYOTA WINDOM MCV30 TOYOTA KLUGER L/V ACU20/MCU20 TOYOTA PREVIA/TARAGO ACR30/CLR30 TOYOTA ALPHARD G/V ANH10/MNH10 TOYOTA ALPHARD G/V ANH15 MNH15 4WD TOYOTA ESTIMA HYBRID AHR10 TOYOTA KLUGER HV MHU28 4WD TOYOTA CAMRY HV JPP AHV40 TOYOTA AVALON GSX30 LEXUS ES240 350 ACV40 GSV40 LEXUS ES300/330 MCV30 LEXUS ES300/330 MCV31 LEXUS ES350 GSV40 LEXUS RX400H MHU38 4WD TOYOTA CAMRY/AURION/HV ARL ACV40/AHV40/GSV40 TOYOTA CAMRY ACV3#/MCV3# TOYOTA CAMRY/HYBRID ASIA ACV4#/AHV40/GSV40 LEXUS RX300/330/350 MCU35/GSU35 4WD LEXUS RX300/330/350 MCU35/MCU38 4WD TOYOTA SOLARA ACV30/MCV31 TOYOTA ESTIMA T/L ACR30/MCR30 TOYOTA ESTIMA T/L ACR40/MCR40 4WD TOYOTA HARRIER ACU30/MCU3#/GSU3# TOYOTA HARRIER ACU35/MCU35/GSU35/GSU36 4WD TOYOTA KLUGER MCU28 4WD TOYOTA CAMRY/HYBRID ACV51/ASV50/AVV50/GSV50 | | 520-402 | |
| 48654-33050 | | | | | | |
| 48655-33050 48655-33070 | | | | | | |
| 48069-33050 48069-33060 48069-33070 48069-28120 48069-06070 48069-06080 48069-06100 48069-06150 48069-0E010 48069-58010 | | | | | 凯美瑞 佳美2.4 | |
| 48780-48040 48780-06070 | | | |  | | |
| 48730-48110 | | | |  | | |
| 48730-48120 | | | |  | | |
| 48710-48050 | | | |  | | |
| 12363-20110 | | | |  | | |
| 48740-33100 48740-06100 | | | Track Control Rod |  | | |
| 48730-33090 48730-33150 |  | | | | | |

| | | | | | | |
|---|-------------|---|--|---|------------------|--|
| 48610-60070 48610-60020 48610-60050 48610-60060 48610-0C010 | Control Arm |  | TOYOTA LAND CRUISER PRADO J12 KDJ12 GRJ12 LEXUS GX470 UZJ120 | 2002- | | |
| 48630-60050 48630-60070 48630-60020 48630-60030 48630-60040 | | | | | | |
| 48632-60020 48632-60040 | |  | | | | |
| K500018 43310-60030 43310-60020 43310-60050 | |  | | | 陆地巡洋舰-普拉多 SUV/霸道 | |
| 48069-60010 | | Control Arm | |  | | |
| 48655-60010 48655-60020 | | | | | | |
| 48654-60010 K200005 | | | | | | |
| 48068-60010 | | | | | | |
| K500017 | |  | | | | |
| 48605-35120 48605-35121 2904310-D01 | Control Arm |  | | HILUX Pickup N | 1982-2005 | |
| 48654-35010 2904350-D01 | | | | | | |
| 48606-35120 48606-35121 2904320-D01 | | | | | 长城皮卡 迪尔 | |
| 48067-35030 | | | HILUX II Pickup N | | | |
| 48066-35030 | | | | | | |
| 04485-35050 | | | | | | |
| 48630-OK020 | Control Arm | | | | | |
| 48610-OK020 | | | | | | |

| | | | | | |
|---------------------------------------|-------------|---|---|-----------------------|---|
| 48620-60010 | Control Arm |  | LAND CRUISER 100 J10 TOYOTA (FAW) LAND CRUISER 100 LEXUS LX470 UZJ100 | 2002- | |
| 48655-60020 48655-60010 | | | | | |
| 48654-60020 48654-60010 K200005 | | | | | |
| 48640-60010 | | | | | |
| K500133 43330-60030 | |  | | | |
| 48630-60010 870139 | Control Arm |  | TOYOTA LAND CRUISER URJ20 J20 | 1998- | |
| 48632-60010 K200004 | | | | | |
| 48610-60030 | | | | 兰德酷路 泽 陆地 巡洋舰 普 | |
| 48068-60030 | Control Arm |  | TOYOTA LAND CRUISER URJ20 J20 | | |
| 48069-60030 | | | | | |
| 48630-0K010 48630-0K020 | Control Arm |  | VIGO 2WD | | |
| 43310-09015 | | | | | |
| 48632-0K020 | | | | | |
| 48610-0K010 48610-0K020 | | | | | |
| 48069-0K010 | | | | ControlAr |  |
| 43330-09510 | | | | | |
| 48655-0K010 | | | | | |
| 48654-0K010 | | | | | |
| 48068-0K010 | | | | | |

| | | | | | |
|--|-------------|---|--|---|--------|
| 48610-0K040 48610-0K040 | Control Arm |  | VIGO 4WD | | |
| 48632-34010 48632-0K040 | | | | | |
| 48630-0K040 | | | | | |
| 48068-0K040 | Control Arm |  | VIGO 4WD | | |
| 48654-0K040 | | | | | |
| 48655-0K040 | | | | | |
| 48069-0K040 | | | | | |
| 48630-29055 48630-29105 48630-29065 | Control Arm |  | TOYOTA MARK 2/CHASER/CRESTA GX90 TOYOTA MARK 2/CHASER/CRESTA GX100 LEXUS LS430/CELSIOR UCF30 | 1992- | |
| 48632-22030 | | | | | |
| 43310-39045 | | | | | CBT-84 |
| 48632-30100 | | | |  | |
| 48610-29065 48610-39045 48610-29115 48610-29075 48610-39055 | | | | | |
| 48790-28010 MC770280 | Control Arm |  | TOYOTA PREVIA TCR11L-RRMGKW | | |
| 48770-28010 MC770281 | | | | | |
| 48068-12160 48068-12170 48068-12190 48068-12191 48068-12171 48068-02010 48068-12181 48068-12180 | Control Arm |  | COROLLA Compact E11 | 1997- | K80335 |
| 48654-12070 | | | |  | |
| 48655-12120 | | | |  | |
| 48069-12160 48069-12170 48069-12190 48069-12191 48069-12171 48069-02010 48069-12181 | | | | | |

| | | | | | | |
|---|-------------|---|--------------------------------|---|-------|--|
| 48066-34030 48066-35080 48066-35050 48066-35060 2904100-D01 | Control Arm |  | HILUX Pickup N | 1982-2005 | | |
| 2904140-K00 2904120-D01 | | | |  | | |
| 48067-34030 48067-35080 48067-35050 48067-35060 2904100-D01 | | | | | 长城皮卡前 | |
| 48606-35070 48606-35060 2904310-D01 | |  | | | | |
| 48605-35070 48605-35060 | | | | | 长城皮卡下 | |
| 48068-19065 48068-19125 48068-19045 48068-19015 48068-19105 | Control Arm |  | COROLLA KE | | | |
| 48069-19065 48069-19125 48069-19045 48069-19085 48069-19015 | | | | | | |
| 48068-28040 48068-28070 48068-28080 48068-27050 48068-28020 | Control Arm |  | MODELL Bus R2 31 CM3 KM3 R2 | LITEACE Box | | |
| 48061-27011 48061-28010 48061-28020 48061-27010 | | | | | | |
| 48069-28040 48069-28070 48069-28080 48069-27050 48069-28020 | | | | | | |

| | | | | | |
|---|-------------|---|--|---|--------|
| 48630-28013 48630-28012 48067-27020 48630-28011 | Control Arm |  | TOYOTA MODELL F Bus R2 31 TOYOTA LITEACE Bus CM30_G KM30_G TOYOTA LITEACE Bus R2_LG | | |
| 48632-28050 48632-35020 | | | | | |
| 48635-28060 48635-28010 | | | | | |
| 48610-28013 48610-28012 48066-27020 48610-28011 | | | | | |
| 48068-20260 48068-05010 48068-05050 48068-20220 48068-05041 | Control Arm |  | CARINA T19 | | |
| 48654-20150 48654-20190 | | | | | |
| 48655-20140 48061-05010 48655-20220 | | | | | |
| 90389-19002 | | | | | |
| 48069-20260 48069-05010 48069-05050 48069-20220 48069-05041 | | | | | |
| 48068-46011 48068-16120 48068-16100 48068-16060 48068-16040 48068-10090 48068-10060 48068-10040 48068-16060 | Control Arm |  | STARLET P7 P8 | 1984- | |
| 48654-16110 48654-16080 | | | |  | |
| 48655-16050 48655-46011 | | | |  | |
| 48069-46011 48069-16120 48069-16100 48069-16060 48069-16040 | | | | | |
| 48068-12130 48068-12140 | Control Arm |  | COROLLA E10 | 1992- | |
| 48654-12070 48654-120702 | | | | | |
| 48076-12031 | | | | | |
| 48069-12130 48069-12140 | | | |  | K80334 |



| | | | | | |
|---|-------------|---|-------------------------------------|---|---------|
| 48068-29115 48068-49036 | Control Arm |  | CRESSIDA RX90 GX81 | | |
| 48069-29115 48069-49036 | | | | | |
| 48630-35020 48630-35010 48630-35030 | Control Arm |  | LAND CRUISER 90 J9 4 RUNNER N130 | 1987-2005 | |
| 48610-35040 48610-35030 48610-35020 | | | | 陆地巡洋舰90 | |
| 48632-35080 48630-35010 | |  | | | K200077 |
| 48068-35080 48068-35081 | Control Arm |  | TOYOTA RAV 4 I SXA1 | | |
| 48061-35040 48061-35050 | | | | | |
| 48069-35080 48069-35081 | | | | | |
| 48068-42010 48068-42011 48068-42012 48068-42022 48068-42021 | Control Arm |  | TOYOTA RAV 4 I SXA1 | | |
| 48654-42020 | | | |  | |
| 48075-42050 48076-42050 | | | | | |
| 43330-49025 | | | | | |
| 48069-42010 48069-42011 48069-42012 48069-42022 48069-42021 | | | | | |
| 48069-29095 48068-29095 | Control Arm |  | | | |
| 48068-06090 48069-06090 | Control Arm |  | CAMRY | | |
| 48068-42040 48068-42041 T112909070 | Control Arm |  | TOYOTA RAV4 ACA2 TIGGO T11 | | |
| T11-2909080 | | | |  | |
| T11-2909070 | | | | | |
| 48069-42040 48069-42041 | | | |  | |

| | | | | | | |
|--|-------------|---|--|---|-------------------|--|
| 43308-0H010 43308-09080 43308-09010 43308-09070 43308-59035 43308-59095 48068-09040 43308-19176 | Control Arm |  | 丰田 TOYOTA AYGO B10 标致 PEUGEOT 1007 雪铁龙 CITROEN C2 C5 C1 | 2005- | K90310 K500118 | |
| 48068-0H010 48069-0H010 48068-09040 48069-09040 0782845 3390901 3520Q2 3521L3 3520T3 3521N7 | |  | 丰田 TOYOTA AYGO B10 标致 PEUGEOT 1007 雪铁龙 CITROEN C2 C5 C1 | 2005- | | |
| 521L3S2 | |  | | | | |
| 48655-0H010 3520Q2 | |  | | | | |
| 48068-26070 48068-26072 48068-26071 48069-26070 48069-26072 48069-26071 | Control Arm |  | HIACE | 1995-2006 | | |
| 48068-48040 48069-48040 48069-48030 48068-48030 | Control Arm |  | TOYOTA HIGHLANDER ASU40/GSU40 TOYOTA VENZA AGV10/GGV10 TOYOTA VENZA AGV15/GGV15 4WD LEXUS RX270/350/450H AGL10/GGL10 LEXUS RX270/350/450H GGL15 4WD | 2008- | | |
| | Arm Bushing | | |  | | |
| | Arm Bushing | | |  | | |
| 48068-42050 48069-42050 48068-42051 48069-42051 48069-28140 48068-28140 | Control Arm |  | TOYOTA ESTIMA ACR55 4WD TOYOTA RAV4 ACA3 GSA3 TOYOTA ESTIMA HYBRID AHR20 TOYOTA ALPHARD VELLFIRE ANH20 GGH20 TOYOTA ALPHARD VELLFIRE ANH25 GGH25 4WD TOYOTA PREVIA TARAGO ACR50 GSR50 TOYOTA ESTIMA ACR5 GSR5 | 2008- | | |
| 48655-02080 | |  | | | | |
| 48654-42040 48654-42050 | |  | | | | |






















| | | | | | |
|--|-------------|---|---|---|--|
| 48068-02180 48068-02210 | Control Arm |  | COROLLA ALTIS WISH MPV | 2001- | |
| 48655-05060 | | | |  | |
| | | | |  | |
| 48069-02180 48069-02210 | | | | 卡拉拉 | |
| 48068-26050 48068-26090 48069-26050 48069-26090 48068-26020 48068-26H00 | Control Arm |  | HIACE 阁瑞斯前下 TOYOTA HIACE II Wagon H20 | 1994- | |
| 48061-26010 | |  | | | |
| 48069-08021 48068-08021 | Control Arm |  | SIENNA | 2004- | |
| 48069-26160 48068-26160 | Control Arm |  | HIACE 金杯前下 | 2004- | |
| 48068-30150 48069-30150 | |  | CROWN 丰田皇冠3.0 | | |
| 48770-22010 48790-22010 | Control Arm |  | TOYOTA MARK 2/CHASER/CRESTA GX80 | 1988- | |
| | | | |  | |
| 48770-50010 | |  | LEXUS LS400 | 1992- | |
| 48790-50010 | | | | | |
| 48630-29075 48630-29025 48610-29085 48610-29015 | |  | TOYOTA HIACE H50 阁瑞斯前下 | 1989- | |
| 48069-22130 48068-22130 | Control Arm |  | JZS155 | | |
| 48610-0N010 48630-0N010 48630-0N010 48620-0N010 | |  | | 2005- | |
| 48620-0N010 48640-0N010 48069-0N010 48068-0N010 | Control Arm |  | TOYOTA CROWN/MAJESTA LEXUS GS300/430 GRS190 LEXUS IS250/350 GSE20 | 锐志 GRX12 皇冠 GRS182 | |
| 48654-0N011 | | | | | |
| 48655-30020 | |  | | | |
| 48076-30020 | | | | | |















| | | | | | |
|---|-------------|---|--|----------------------|---------|
| 48630-39043 48610-39043 | |  | ZJS155 | | |
| 48067-29025 48067-26050 48066-29025 48066-26050 48066-29125 | Control Arm |  | TOYOTA HIACE II Wagon H20 TOYOTA HIACE REGIUSAGE LH107 GRANVIA GRAND HIACE 4WD | 1983/03 - 1989/11 | |
| 48632-26010 | |  | | | |
| 48067-28050 48066-28050 48066-28030 | |  | TOYOTA MODELL F Bus R2 31 | 1982/11 - 1990/10 | |
| 48067-29135 48066-29135 | Control Arm |  | TOYOTA HIACE IV Wagon | 1995/08 - 2006/08 | |
| 48632-28070 | |  | | | |
| 48632-28080 48632-26050 | |  | | | |
| 48067-29075 48066-29075 | |  | TOYOTA HIACE IV Box TOYOTA HIACE REGIUSAGE LH103-184 GRANVIA GRAND HIACE KCH12 | 1995/08 - | |
| 48067-29045 48066-29045 48066-29105 48067-29105 | Control Arm |  | TOYOTA HIACE III Wagon H50 | 1989/08 - 1995/08 | |
| 48066-29225 48067-29225 | |  | TOYOTA HIACE | 2005- | |
| 48630-39015 48610-39015 48630-39085 48630-39055 | ControlAr |  | LEXUS GS JZS147 LEXUS GS UZS161, JZS160 LEXUS SC UZZ40 | 1993- | |
| 48630-59015 | ControlAr |  | LEXUS LS UCF20 | 1994- | K620654 |
| 48610-59015 | | | | | |

| | | | | | |
|--|---------------------------|---|---|---|---------|
| 48069-33020 48069-33010 48069-07010 | Control Arm |  | TOYOTA CAMRY CV1 XV1 V1 | 1991/06- | K640191 |
| 48068-33020 48068-33010 48068-07010 | | | | 老佳美 | K640192 |
| | |  | | | |
| 48655-33010 48655-07010 | |  | | | |
| 48068-33030 48068-33031 48068-06040 | Control Arm |  | TOYOTA CAMRY CV2 XV2 Lexus ES300 | | K620051 |
| 48654-33040 | | | |  | |
| 48655-07020 | | | |  | |
| 48069-33030 48069-33031 48069-06040 | | | | | |
| IA11079 45601-35070 45601-35081 | Control Arm |  | 4Runner LN60 YN60 Hilux LN106 LN65 | | |
| 48107-38010 48108-38010 | |  | | | |
| 48740-42020 | Control Arm |  | TOYOTA RAV4 ACA3#/GSA3# | 2005- | |
| 48730-42020 | | | | | |
| 04487-35020 04487-35010 | Shaft Kit IDLER ARM |  | | | |
| 04486-35020 04486-35010 | | | | | |
| 04485-35020 04485-30030 | Shaft Kit IDLER ARM |  | HILUX LN147 | 1997- | SK-2081 |
| 04485-35010 04485-30021 04485-26020 04485-26010 | Shaft Kit IDLER ARM |  | HILUX RN20 TOYOTA HIACE I Wagon H10 | 1968- | SK-2101 |
| 04485-35040 | Shaft Kit IDLER ARM |  | | | |

| | | | | | |
|--|--------------------------------------|---|---|-------|-------|
| 48730-48070 48730-33080 48730-AA030 48740-48030 48740-33080 48740-AA030 | Track Control Rod DRAG LINK |  | | 2001- | 佳美2.4 |
| 48710-33070 48740-48030 48710-33080 48710-AA020 | Track Control Rod DRAG LINK |  | CAMRY V30 T0YOTA SOLARA ACV30/MCV31 TOYOTA HIGHLANDER ACU20 | 佳美2.4 | |
| 12363-28060 12363-28061 | Track Control Rod DRAG LINK |  | | | |
| 48780-33010 48780-06040 | |  | | | |
| | |  | | | |
| 12363-74120 | Track Control Rod DRAG |  | Toyota Camry DLX 2.2 L4 SXV1 | 96佳美 | |
| 12363-62020 | Track Control Rod DRAG |  | Toyota Camry DLX 3.0 V6 VCV1 Lexus ES300 | 97佳美 | |
| 12363-74130 | LINK |  | | | |
| 48710-48010 | Track Control Rod DRAG LINK |  | TOYOTA HARRIER ACU10/SXU10/MCU10 LEXUS RX300 MCU10 | 1997- | |
| | |  | | | |
| 48730-48030 | Track Control Rod DRAG |  | | | |
| 48710-06070 | Track Control Rod DRAG LINK |  | CAMRY ACV40/ACV41/ACV4# | | |
| 48730-06070 | |  | | | |
| 48740-06070 | |  | | | |
| 48780-06070 | |  | | | |

| | | | | | | |
|---|-------------|---|---|--------|---|-------|
| 48069-34020 | Control Arm |  | TOYOTA TUNDRA SEQUOIA | TOYOTA | 开发 | |
| 48654-34010 | | | | |  | |
| 48655-34010 | | | | |  | |
| 48068-34020 | | | | | 坦途 | |
| 48610-34010 | | | | | | |
| 48632-0K040 | | | | |  | |
| 43310-39016 | | | | | | |
| 48630-34010 | | | | | | |
| 48069-02130 48069-05080 | Control Arm |  | TOYOTA AURIS ZZE150/NZE151 LEXUS CT200H ZWA10 | 2006- | | |
| 48068-02130 48068-05080 | | | | | 开发 | |
| 43330-49055 | | | | | | K9742 |
| 48655-12210 | Arm Bushing |  | | | | |
| | |  | | | | |
| 48770-12010 | |  | | | | |
| 45460-49055 | |  | TOYOTA HIGHLANDER ASU40/GSU40 LEXUS RX270/350/450H GGL15 4WDLEXUS RX350/450H GGL10 TOYOTA HIGHLANDER/KLUGER GSU45 4WD | 2007- | | |
| 45470-09020 45470-49025 | | | | | | |
| 45510-0E030 45510-0T010 | | | | |  | |
| 43330-49165 43330-49125 | |  | | | | |
| 48068-48040 48068-0T011 48068-48041 | |  | | | | |
| 48069-48040 48069-0T011 | | | | | | |
| 48770-48010 | |  | | | | |
| 48710-48080 | |  | | | | |

| | | | | | | | |
|----------------------------|---|---|--|-------------------------|--|--|--|
| 48803-48010 | |  | | | | | |
| 48802-48010 | | | | | | | |
| 48068-29015 | | | TOYOTA CRESSIDA Saloon RX3 | 1977- | | | |
| 48069-29015 | | | | | | | |
| 48670-22090 | Control Arm |  | TOYOTA PROGRES JCG10 TOYOTA VEROSSA GX110/JZX110 TOYOTA MARK 2/CHASER/CRESTA GX90 | 1992- | | | |
| 48660-22090 | |  | | | | | |
| 48660-30221 48670-30221 | | | | | | | |
| 48780-22030 | Track Control Rod DRAG LINK |  | | | | | |
| 48730-22041 48730-30070 | |  | | | | | |
| | |  | | | | | |
| 48740-60160 | Track Control Rod DRAG LINK |  | | 2006- | | | |
| | |  | | GRJ150 TRJ150 普拉多 | | | |
| 48770-60010 | Track Control Rod DRAG LINK |  | TOYOTA FJ CRUISER GSJ15 TOYOTA LAND CRUISER PRADO 150 TOYOTA 4-RUNNER GRN21 LEXUS GX470 UZJ120 | | | | |
| 48714-35010 | |  | | | | | |
| 48790-60010 | |  | | | | | |
| 48714-35010 | | | | | | | |
| 48710-35050 48710-35060 | |  | | | | | |
| | |  | | | | | |
| 48710-35070 | |  | | | | | |
| | |  | | | | | |
| 48740-35040 | |  | | | | | |
| 48740-60160 | |  | | | | | |
| 48710-35030 | Track Control Rod DRAG LINK |  | TOYOTA LAND CRUISER PRADO 90 TOYOTA HILUX SURF/4RUNNER RZN18#/VZN18#/KZN185/KDN185 | 1996- | | | |
| | |  | | 普拉多 3400 | | | |
| 48720-35051 | |  | | | | | |
| |  | | | | | | |


| | | | | | | |
|--|---|---|---|---|--|-------|
| 48710-42020 | Lateral Control Rod |  | TOYOTA RAV4 ACA3#/GSA3 | 2005- | | |
| 48770-42040 | Control Arm |  | | | | |
| 48790-42020 | | | | | | |
| 48720-42020 T11-2919030 | Lateral Control Rod |  | | | | |
| 48780-0R020 | | | | | | |
| 48790-42010 | |  | | | | |
| 48770-42010 | |  | | | | |
| 48770-42020 T11-2919010 | |  | | | | |
| 48760-0R010 | | | | | | |
| 48730-42010 | |  | | | | |
| 48730-42020 T11-2919040 | |  | | | | |
| 48720-42010 | |  | | | | |
| 48730-33020 | | Lateral Control Rod | |  | TOYOTA CAMRY CV1 XV1 V1 LEXUS ES F1 F2 | 1987- |
| 48740-33020 48740-33040 |  | | | | 佳美 | |
| 12363-74140 | Stabilizers Link | |  | Toyota Camry | 1991- | |
| 48066-35700 48066-35130 2904200-F00 2904120-F00 | Control Arm |  | TOYOTA HILUX 4WD | | | |
| 2904140-F00 2904130-F00 | | | | | | |
| 48065-35700 48067-35130 2904100-F00 2904110-F00 | | | | | 赛弗前上 | |
| 48606-35171 2904310-F00 2904400-F00 | Control Arm |  | | | 赛弗前下 | |
| 48605-35171 2904320-F00 2904300-F00 | | | | | | |


| | | | | | |
|----------------------------|----------------------|---|---|---|--|
| 48066-35110 | | | TOYOTA 4 RUNNER N130 | | |
| 48067-35060 | | | | | |
| 48632-35050 48635-35010 | | | | | |
| 04485-35060 | | | | | |
| 48068-35050 48068-35051 | | | | | |
| 48069-35050 48069-35051 | | | | | |
| 48061-35030 | | | | | |
| 45410-36040 | Idler Arm |  | TOYOTA COASTER BB42L RZB50 HZB50 RZB40 | | |
| 45070-36030 | Idler Arm |  | | 丰田考斯特 | |
| 48601-39025 | Control Arm |  | Toyota Coaster HZB50 RZB40 TOYOTA COASTER HDB30R | | |
| 48602-39025 | | | | | |
| 48605-39015 48606-39015 | |  | | 丰田考斯特 | |
| 48069-36010 | |  | | 杰有 | |
| 48061-36011 | |  | |  | |
| 48068-36010 | | | | | |
| 48069-27020 | Control Arm |  | Toyota Coaster HZB50 RZB40 TOYOTA COASTER HDB30R | | |
| 48068-27020 | | | | KF10-20 | |
| K9167 | Control Arm Bushing |  | Toyota Cressida Toyota Corolla | 1986- | |
| 45202-27901 | Steering shaft joint |  | | | |




CONTACTS:

 info@javiddo.com

 Office: +8615258908844
Showroom: +8619700930434

 www.javiddo.com
www.hellperglobal.com

 Office adress: China, Zhenjiang , Jinhua city,
Yiwu city, Futian road No.6-8, World Trade
Center, Floor 53, Room No.5308-5309


Showroom adress: China, Zhenjiang ,
Jinhua city, Yiwu International Trade City,
District 5, Gate 110, No.69235

SOCIAL MEDIA:

 Javiddo Group

 [javiddogroup](#)
[hellper.global](#)

 Javiddo Group

 [javiddogroup](#)
[hellper.global](#)

 Javiddo Group